A1

BASAMENTO E COPERCHI CRANKCASE - COVERS	CARTER MOTEUR-COUVERCLES KURBELGEHÄUSEUNT.-DECKEL		Tavola - Drawing Table - Bild 1

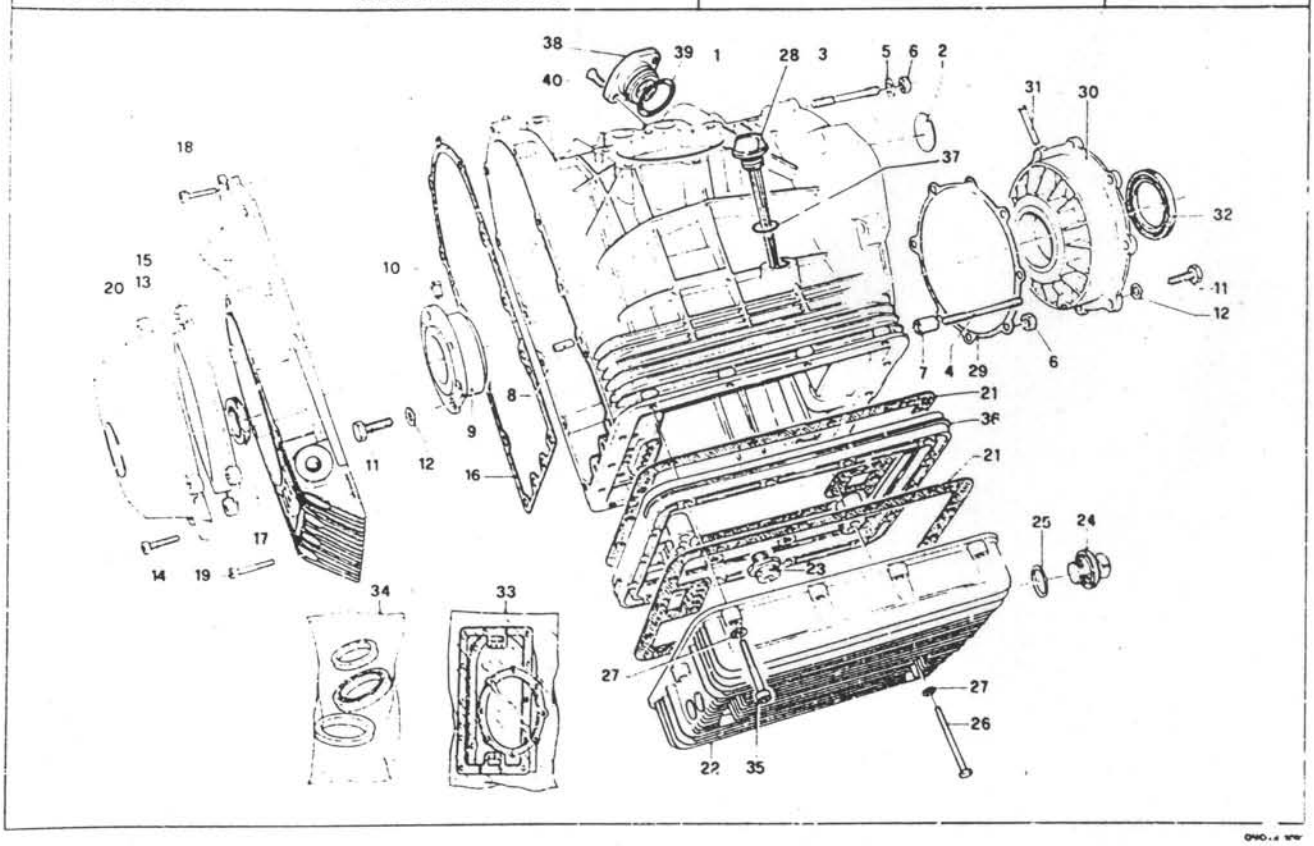

A2

BASAMENTO E COPERCHI CRANKCASE - COVERS	CARTER MOTEUR-COUVERCLES KURBELGEHÄUSEUNT.-DECKEL		Tavola - Drawing Table - Bild 1

NOTE NOTES NOTES MARKE	POS N	N. COD CODE No Nº CODE CODE Nº	QTA QTY QTE MGE	DENOMINAZIONE	DESCRIPTION	DESIGNATION	BEZEICHNUNG
	1	29 00 07 35	1	Basamento motore	Crankcase	Carter moteur	Kurbelge
	2	12 00 39 00	1	Fondello	Plug	Bouchon	Stopfen
	3	96 50 80 66	4	Prigioniero corto	Short stud	Goujon court	Kurze Stiftschraube
	4	96 50 80 75	2	Prigioniero lungo	Long stud	Goujon long	Lange Stiftschraube
	5	95 00 42 06	5	Rosetta	Washer	Rondelle	Scheibe
	6	92 60 22 06	6	Dado	Nut	Ecrou	Mutter
	7	12 01 89 00	2	Bussola di riferimento	Coupling bush	Bague d'accouplement	Kupplungsbuchse
	8	95 51 20 81	2	Spina di riferimento	Connecting pin	Axe de liaison	Haltebolzen
	9	14 01 19 00	1	Flangia lato distribuzione compl. di cuscinetto	Flange with bearing, complete	Flasque avec roulement complète	Flansch mit Lager, kpl.
	9	14 01 19 01	1	Flangia (min. mm 0,2)	Flange (undersize mm 0.2)	Flasque (minoré mm 0,2)	Flansch (Untergr. mm 0,2)
	9	14 01 19 02	1	Flangia (min. mm 0,4)	Flange (undersize mm 0.4)	Flasque (minoré mm 0,4)	Flansch (Untergr. mm 0,4)
	9	14 01 19 03	1	Flangia (min. mm 0,6)	Flange (undersize mm 0.6)	Flasque (minoré mm 0,6)	Flansch (Untergr. mm 0,6)
	10	12 01 22 00	1	Spina	Peg	Bonhomme	Stift
	11	98 05 44 25	14	Vite	Screw	Vis	Schraube
	12	61 27 03 00	14	Rosetta	Washer	Rondelle	Scheibe
	13	18 00 11 50	1	Flangia cop. generatore	Flange	Flasque	Flansch
	14	98 31 06 30	4	Vite fissaggio cop. generatore	Screw	Vis	Schraube
	15	29 00 14 53	1	Coperchio distribuzione	Timing cover	Couvercle de distribution	Steuergehäusedeckel
	16	12 00 12 00	1	Guarnizione	Gasket	Joint	Dichtung
	17	90 40 28 40	1	Anello	Ring	Bague	Ring
	18	98 62 23 25	8	Vite corta	Short screw	Vis courte	Kurze Schraube
	19	98 62 03 35	6	Vite lunga	Long screw	Vis longue	Lange Schraube
	20	18 00 16 50	1	Coperchio generatore	Alternator cover	Couvercle de l'alternateur	Generatordeckel
	21	14 00 36 00	2	Guarnizione coppa	Sump gasket	Joint du carter	Dichtung
	22	14 00 35 00	1	Coppa olio	Oil sump	Carter d'huile	Ölwanne
	23	14 00 38 00	1	Raccordo	Connection	Raccord	Anschluss
	24	12 00 37 02	1	Tappo scarico olio	Oil drain plug	Bouchon de vidange huile	Ölablassschraube
	25	95 10 07 09	1	Guarnizione	Gasket	Joint	Dichtung
	26	98 05 23 90	4	Vite lunga	Long screw	Vis longue	Lange Schraube
	27	95 00 42 06	18	Rosetta	Washer	Rondelle	Scheibe
	28	30 00 49 10	1	Tappo olio	Oil filter plug	Bouchon de rempl. huile	Ölein/ullstützen
	29	12 01 18 00	1	Guarnizione flangia	Flange gasket	Joint de flasque	Flanschdichtung
	30	12 01 14 00	1	Flangia lato volano completa di cuscinetto	Flange with bearing, complete	Flasque roulement, complète	Flansch mit Lager, kpl
	30	12 01 14 01	1	Flangia (min. mm 0,2)	Flange (undersize mm 0.2)	Flasque (minoré mm 0,2)	Flansch (Untergr. mm 0,2)
	30	12 01 14 02	1	Flangia (min. mm 0,4)	Flange (undersize mm 0.4)	Flasque (minoré mm 0,4)	Flansch (Untergr. mm 0,4)
	30	12 01 14 03	1	Flangia (min. mm 0,6)	Flange (undersize mm 0.6)	Flasque (minoré mm 0,6)	Flansch (Untergr. mm 0,6)
	31	12 01 17 00	1	Spina	Peg	Bonhomme	Stift
	32	90 40 53 67	1	Anello di tenuta	Seal ring	Bague d'étanchéité	Dichtring

BASAMENTO E COPERCHI CRANKCASE - COVERS	CARTER MOTEUR-COUVERCLES KURBELGEHÄUSEUNT.-DECKEL		Tavola - Drawing Table - Bild	1

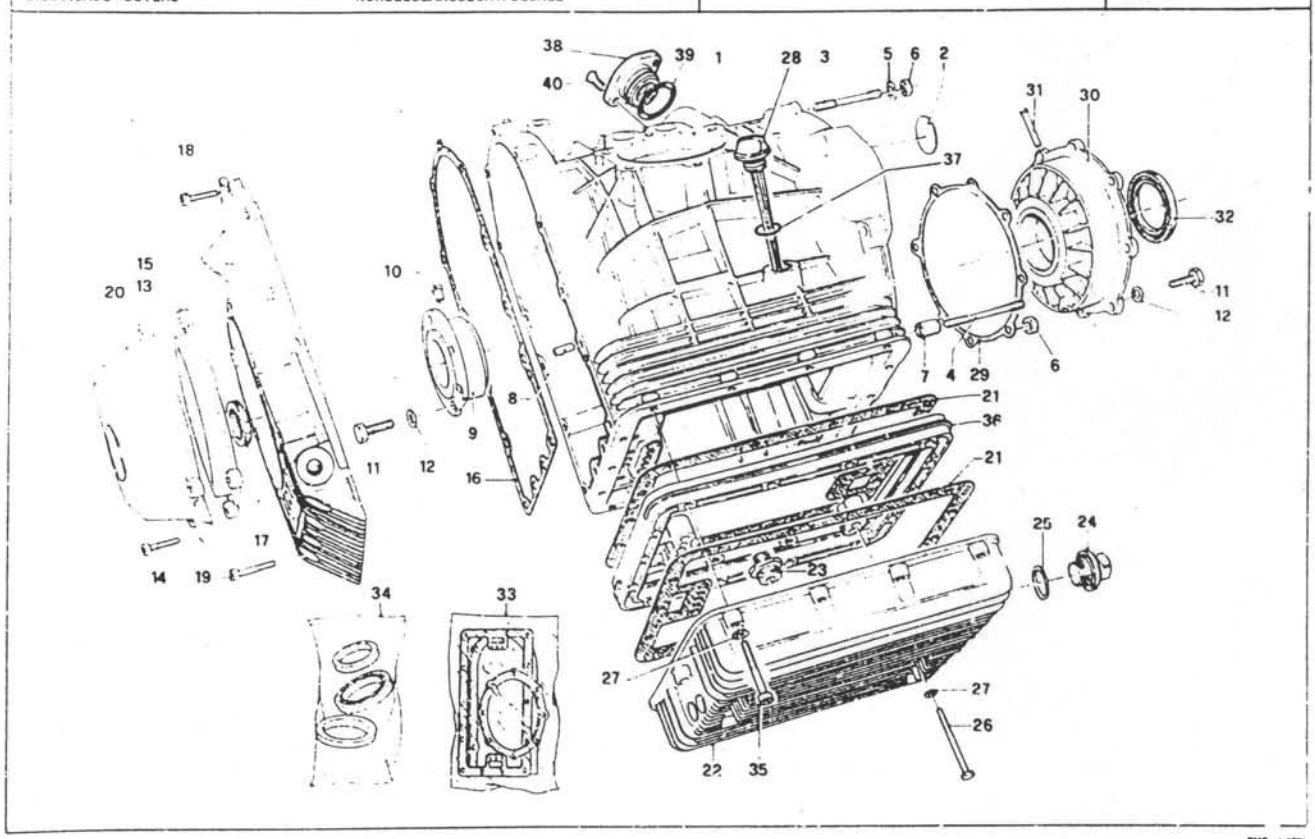

A4

BASAMENTO E COPERCHI CRANKCASE - COVERS	CARTER MOTEUR-COUVERCLES KURBELGEHÄUSEUNT.-DECKEL		Tavola - Drawing Table - Bild	1

NOTE NOTES NOTES MARKE	POS N	N. COD. CODE No Nr. CODE CODE Nr	Q.TA Q.TY Q.TE M.GE	DENOMINAZIONE	DESCRIPTION	DESIGNATION	BEZEICHNUNG
	33	29 99 90 00	1	Gruppo guarnizioni	Gasket set	Ensemble de joints	Dichtungausrüstung
	34	17 99 95 50	1	Gruppo paraoli	Oil retainer set	Ensemble déflecteur huile	Ölspitzringausrüstung
	35	98 62 03 55	14	Vite	Screw	Vis	Schraube
	36	14 00 32 40	1	Flangia tra coppa e basamento	Flange	Flasque	Flansch
	37	90 70 61 78	1	Anello OR	O-Ring	O-Ring	O-Ring
	38	29 01 83 60	1	Coperchio	Cover	Couvercle	Deckel
	39	90 70 63 13	1	Anello OR	Ring OR	Bague OR	Ring OR
	40	98 25 08 20	2	Vite	Screw	Vis	Schraube
	—	30 99 10 30	1	Motore completo senza cambio	Engine assy without transmission	Moteur complet sans boîte de vitesse	Motor, kpl. ohne Getriebe

A5

TESTA - CILINDRO HEAD - CYLINDER	CULASSE - CYLINDRE KOPF - ZYLINDER		Tavola - Drawing Table - Bild	2

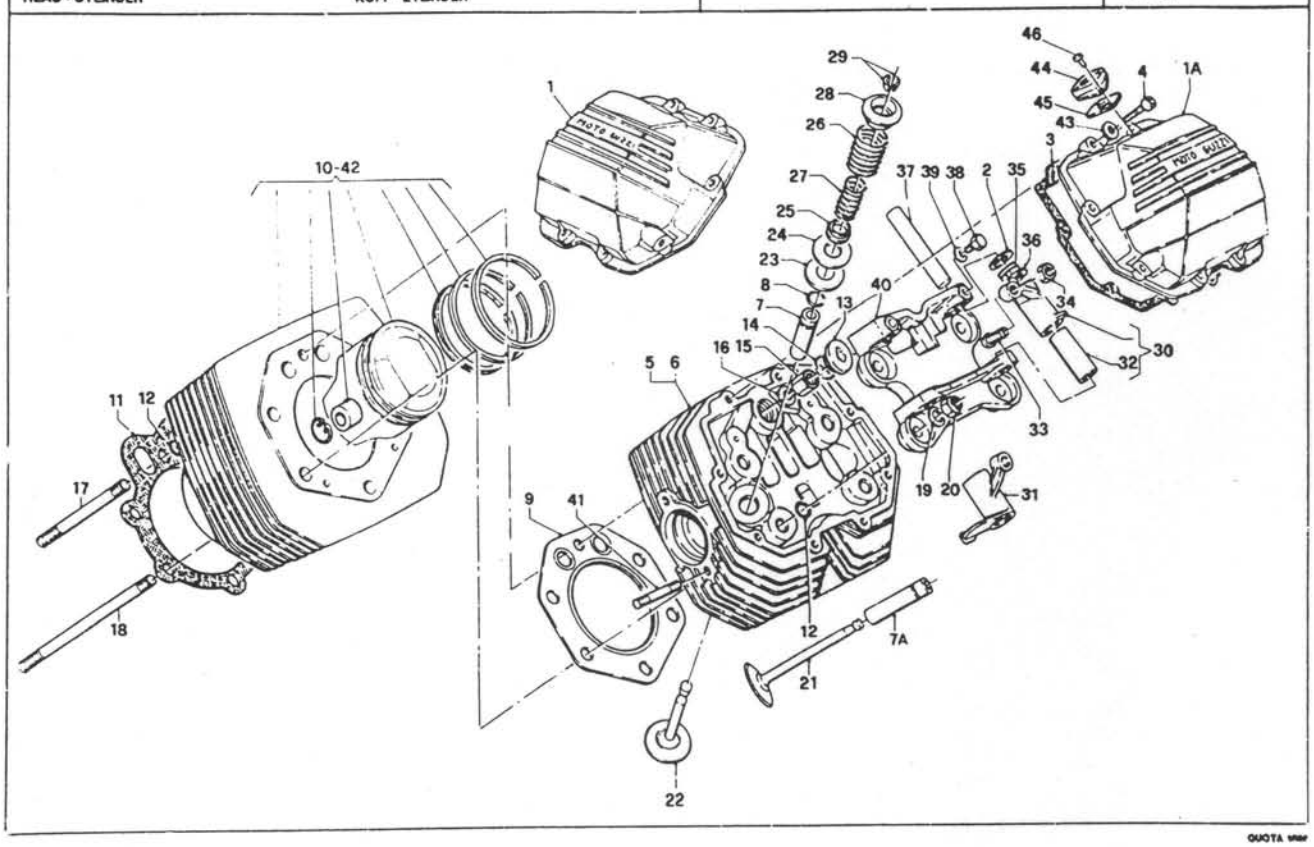

QUOTA VIAR

A6

TESTA - CILINDRO HEAD - CYLINDER	CULASSE - CYLINDRE KOPF - ZYLINDER		Tavola - Drawing Table - Bild	2

NOTE NOTES NOTES MARKE	POS N	N COD CODE No Nr CODE CODE Nr	Q TA Q TY Q TE M GE	DENOMINAZIONE	DESCRIPTION	DESIGNATION	BEZEICHNUNG
	1	14 02 35 60	1	Coperchio testa destro	R.H. head cover	Couvercle culasse D.	Zylinderkopfdeckel re.
	1A	30 02 36 30	1	Coperchio testa sinistro	L.H. head cover	Couvercle culasse G.	Zylinderkopfdeckel li.
	2	10 03 27 00	4	Rondella spallamento	Washer	Rondelle	Scheibe
	3	14 02 37 60	2	Guarnizione	Gasket	Joint	Dichtung
	4	98 62 23 25	16	Vite coperchio teste	Screw	Vis	Schraube
	5	30 02 21 10	1	Testa destra	R.H. head	Culasse D.	Zylinderkopf, re.
	6	30 02 22 10	1	Testa sinistra	L.H. head	Culasse G.	Wylinderkopf, li.
	7	13 03 68 01	2	Guida valvola scarico	Valve guide	Guide de soupapo	Ventilführungß
	7A	14 03 68 60	2	Guida valvola aspirazione			
	8	90 35 30 16	4	Anello elastico	Circlip	Jonc élastique	Sprengring
	9	14 02 20 65	2	Guarnizione	Gasket	Joint	Dichtung
	10	30 06 01 10	1	Cilindro e pistone destro completo di fasce, spinotto e anelli di fermo	R.H. cylinder and piston with piston rings, piston pin and circlips	Cylindre et piston D. compl. de segments, axe de pistons et jouos d'arrêt	Zylinder und Kolben. re. mit Kolbenringes, Kolbenbolzen und Sprengrings
	11	14 02 08 65	2	Guarnizione	Gasket	Joint	Dichtung
	12	90 70 60 90	12	Anello di tenuta	Seal ring	Bague d'étanchéité	Dichtring
	13	12 02 26 00	2	Tappo testa	Head plug	Bouchon de culasse	Zylinderkopfstopfen
	14	90 70 62 03	2	Anello di tenuta	Seal ring	Bague d'étanchéité	Dichtring
	15	13 02 19 00	2	Dado a colonna	Nut	Ecrou	Mutter
	16	95 12 91 80	2	Rondella elastica	Spring washer	Rondelle élastique	Federring
	17	12 02 18 00	4	Tirante corto	Short tie bar	Tirant court	Kurze Tragstange
	18	12 02 17 00	8	Tirante lungo	Long tie bar	Tirant long	Lange Tragstange
	19	14 01 84 00	10	Rosetta elastica	Spring washer	Rondelle élastique	Federring
	20	92 60 20 10	10	Dado	Nut	Ecrou	Mutter
	21	30 03 60 10	2	Valvola aspirazione	Intake valve	Soupape d'admissione	Einlassventil
	22	30 03 61 10	2	Valvola scarico	Exhaust valve	Soupape d'échappement	Auslassventil
	23	13 03 72 00	4	Rosetta	Washer	Rondelle	Scheibe
	24	14 03 73 00	10	Rosetta di spessore	Washer	Rondelle	Scheibe
	25	13 03 70 00	4	Piattello inferiore	Lower cup	Coupelle inférieure	Untere Manschette
	26	13 03 74 00	4	Molla esterna	External spring	Ressort extérieur	Aussenfeder
	27	13 03 76 00	4	Molla interna	Internal spring	Ressort intérieur	Innenfeder
	28	14 03 80 00	4	Piattello superiore	Upper cup	Coupelle supérieure	Obere Manschette
	29	12 03 81 00	8	Semicono per valvole	Valve half-cone	Demi-cone de soupape	Ventilhalbkegel
	30	14 03 02 00	2	Bilanciere dx. completo	R.H. rocker arm, assy	Culbuteur D., complet	Kipphebel, re. kpl.
	31	14 03 04 00	2	Bilanciere sx. completo	L.H. rocker arm, assy	Culbuteur G., complet	Kipphebel, li. kpl.
	32	91 11 15 11	4	Boccola	Bush	Bague	Buchse
	33	17 03 40 50	4	Vite registro	Adjusting screw	Vis de réglage	Einstellschraube
	34	10 03 41 00	4	Dado	Nut	Ecrou	Mutter
	35	94 32 22 15	4	Molla per bilancieri	Rocker arm spring	Ressort pour culbuteur	Kipphebelfeder
	36	90 11 81 52	8	Rosetta di spessore	Shim	Rondelle d'épaisseur	Paßscheibe
	37	12 03 18 00	4	Perno per bilancieri	Rocker pin	Pivot pour culbuteur	Lagerbolzen

TESTA - CILINDRO HEAD - CYLINDER	CULASSE - CYLINDRE KOPF - ZYLINDER		Tavola - Drawing Table - Bild	2

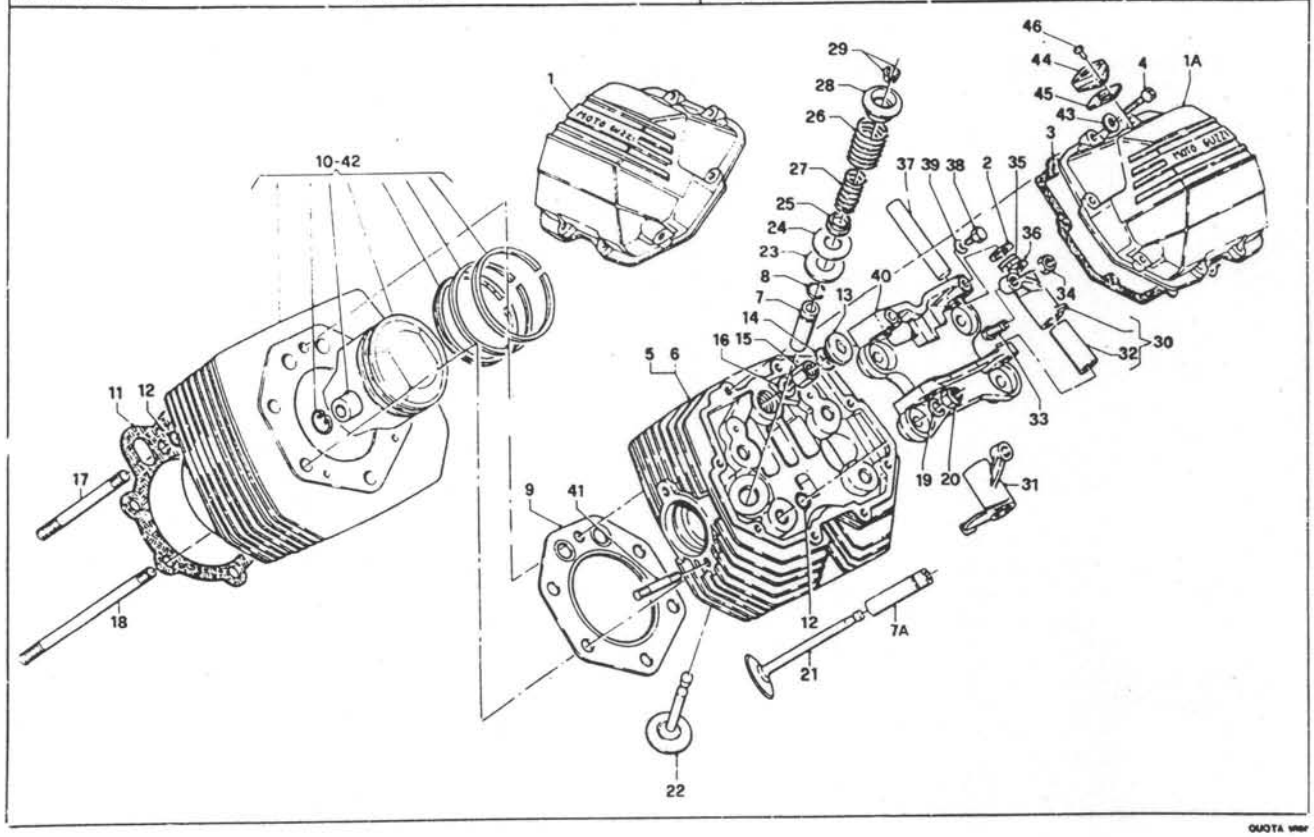

QUOTA VIBR

A8

TESTA - CILINDRO HEAD - CYLINDER	CULASSE - CYLINDRE KOPF - ZYLINDER		Tavola - Drawing Table - Bild	2

NOTE NOTES NOTES MARKE	POS N	N. COD CODE No Nr. CODE CODE Nr	QTA QTY QTE MGE	DENOMINAZIONE	DESCRIPTION	DESIGNATION	BEZEICHNUNG
	38	98 05 43 16	4	Vite	Screw	Vis	Schraube
	39	95 12 00 65	4	Rosetta elastica	Spring washer	Rondelle élastique	Federring
	40	14 03 48 65	2	Supporto bilancieri	Rocker support	Support culbuteurs	Kipphebelstütze
	41	96 50 80 42	4	Prigioniero	Stud bolt	Goujon prisonnier	Stiftschraube
	42	30 06 01 11	1	Cilindro e pistone sinistro completo di fasce, spinotto e anelli di fermo	L.H. cylinder and piston with piston rings, piston pin and circlips	Cylindre et piston G. compl. de segments, axe de piston et joucs d'arrêt	Zylinder und Kolben, l. kpl. mit Kolbenringes, Kolben-bolzen und Sprengrings
	43	95 00 42 06	16	Rondella	Washer	Rondelle	Scheibe
	44	30 02 77 30	1	Supporto antivibrante	Support	Support	Halterung
	45	30 02 79 30	1	Guarnizione	Gasket	Joint	Dichtung
	46	91 90 63 09	2	Rivetto			

QUOTA VIBR

A9

IMBIELLAGGIO - DISTRIBUZIONE CONNECTING AND TIMING SYSTEM	EQUIPAGE MOBILE - DISTRIBUTION KURBEWELLE - PLEUEL - STEUERUNG		Tavola - Drawing Table - Bild	3

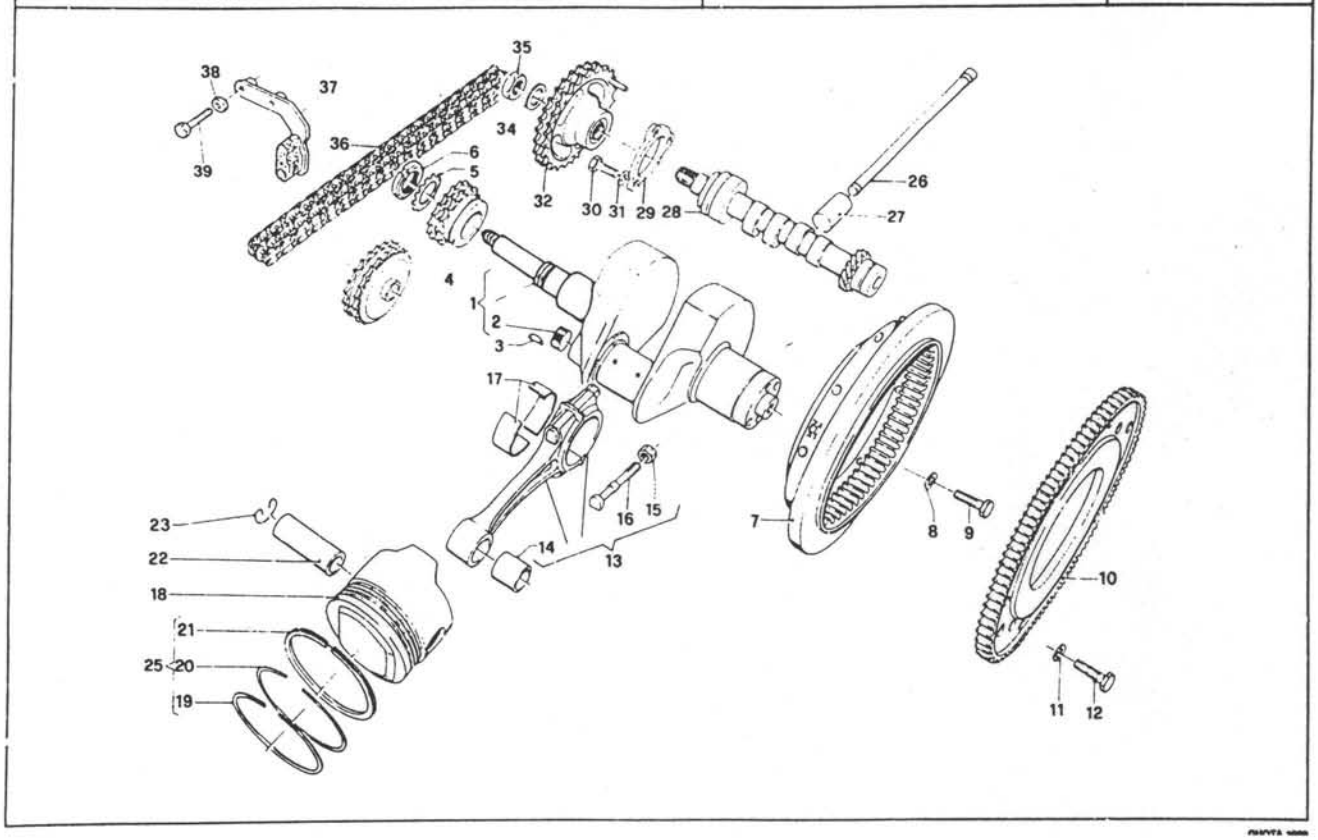

A10

IMBIELLAGGIO DISTRIBUZIONE CONNECTING AND TIMING SYSTEM	EQUIPAGE MOBILE - DISTRIBUTION PLEUEL - STEUERUNG		Tavola - Drawing Table - Bild	3

NOTE NOTES NOTES MARKE	POS N	N. COD CODE No Nr. CODE CODE Nr	Q.TA Q.TY Q.TE M.GE	DENOMINAZIONE	DESCRIPTION	DESIGNATION	BEZEICHNUNG
	1	29 06 42 61	1	Albero motore	Crankshaft	Vilebrequin	Kurbelwelle
	2	12 06 54 00	1	Tappo	Plug	Bouchon	Stopfen
	3	91 70 23 55	1	Chiavella	Cotter pin	Clavette	Keil
	4	14 07 20 01	1	Pignone motore	Driving pinion	Pignon d'attaque	Motorritzel
	5	95 02 80 25	1	Rosetta	Washer	Rondelle	Sicherungsscheibe
	6	93 60 10 26	1	Ghiera bloccaggio	Ring nut	Collier de serrage	Nutmutter
	7	29 06 70 60	1	Volano motore	Flywheel	Volant	Schwungscheibe
	8	14 61 59 01	6	Rondella	Washer	Rondelle	Scheibe
	9	12 06 77 01	6	Vite	Screw	Vis	Schraube
	10	17 06 79 00	1	Corona dentata	Flywheel ring gear	Couronne dentée	Anlasserkranz
	11	14 61 59 01	8	Rosetta elastica	Spring washer	Rondelle élastique	Federring
	12	98 05 44 20	8	Vite	Screw	Vis	Schraube
	13	30 06 15 00	2	Biella completa	Connecting rod, assy	Bielle complète	Pleuel kpl.
	14	91 11 21 27	2	Boccola	Bush	Douille	Pleuelbuchse
	15	92 73 10 90	4	Dado autobloccante	Self-locking nut	Ecrou de sûreté	Sicherungsmutter
	16	30 06 22 00	4	Vite	Screw	Vis	Schraube
	17	30 06 20 00	4	Semicuscinetto di biella	Big-end half bearing	Demi-couss. de tête bielle	Pleuellagerschale
	17	30 06 20 01	4	Semicuscinetto (min. mm 0,254)	Half-bearing (undersize mm. 0.254)	Demi-coussinet (minoré mm 0,254)	Lagerschale (Untergrösse mm 0,254)
	17	30 06 20 02	4	Semicuscinetto (min. mm 0,508)	Half-bearing (undersize mm. 0.508)	Demi-coussinet (minoré mm 0,508)	Lagerschale (Untergrösse mm 0,508)
	17	30 06 20 33	4	Semicuscinetto (min. mm 0,762)	Half-bearing (undersize mm. 0.762)	Demi-coussinet (minoré mm 0,762)	Lagerschale (Untergrösse mm 0,762)
	18	30 06 04 10	2	Pistone	Piston	Piston	Kolben
	19	14 06 07 60	2	Fascia elastica superiore	Piston ring	Segment d'étanchéité	Kolbenring
	20	18 06 09 50	2	Fascia elastica intermedia	Piston ring	Segment d'étanchéité	Kolbenring
	21	14 06 10 60	2	Fascia elastica raschiaolio	Piston ring	Segment d'étanchéité	Kolbenring
	22	28 06 12 60	2	Spinotto	Wrist pin	Axe de piston	Kolbenbolzen
	23	90 35 10 37	4	Molletta per spinotto	Circlip	Jonc d'arrêt	Springring
	25	18 06 06 01	2	Gruppo fasce elastiche	Pistonring set	Ensemble de segments	Kolbenring - Satz
	26	17 04 50 50	4	Astina com. bilancieri	Tapper stem	Tige de poussoir	Stösselstange
	27	17 04 58 60	4	Punterie	Valve plunger	Poussoir de soupape	Ventilstössel
	27	10 04 58 01	4	Punterie (magg. mm 0,05)	Valve plunger (oversize mm 0.05)	Poussoir de soupape (majoré mm. 0,05)	Ventilstössel (Übergröße mm 0,05)
	27	10 04 58 02	4	Punterie (magg. mm 0,10)	Valve plunger (oversize mm 0.10)	Poussoir de soupape (majoré mm. 0,10)	Ventilstössel (Übergröße mm 0,10)
	28	29 05 33 50	1	Albero a camme	Camshaft	Arbre de distribution	Nockenwelle
	29	12 05 40 00	1	Flangia	Flange	Flasque	Flansch
	30	98 05 43 20	3	Vite	Screw	Vis	Schraube
	31	95 12 00 65	3	Rosetta	Washer	Rondelle	Scheibe
	32	29 05 44 60	1	Ingranaggio comando distribuzione	Camshaft gear	Pignon d'arbre distribution	Nockenwellenrad

IMBIELLAGGIO - DISTRIBUZIONE CONNECTING AND TIMING SYSTEM	EQUIPAGE MOBILE - DISTRIBUTION KURBEWELLE - PLEUEL - STEUERUNG		Tavola - Drawing Table - Bild	3

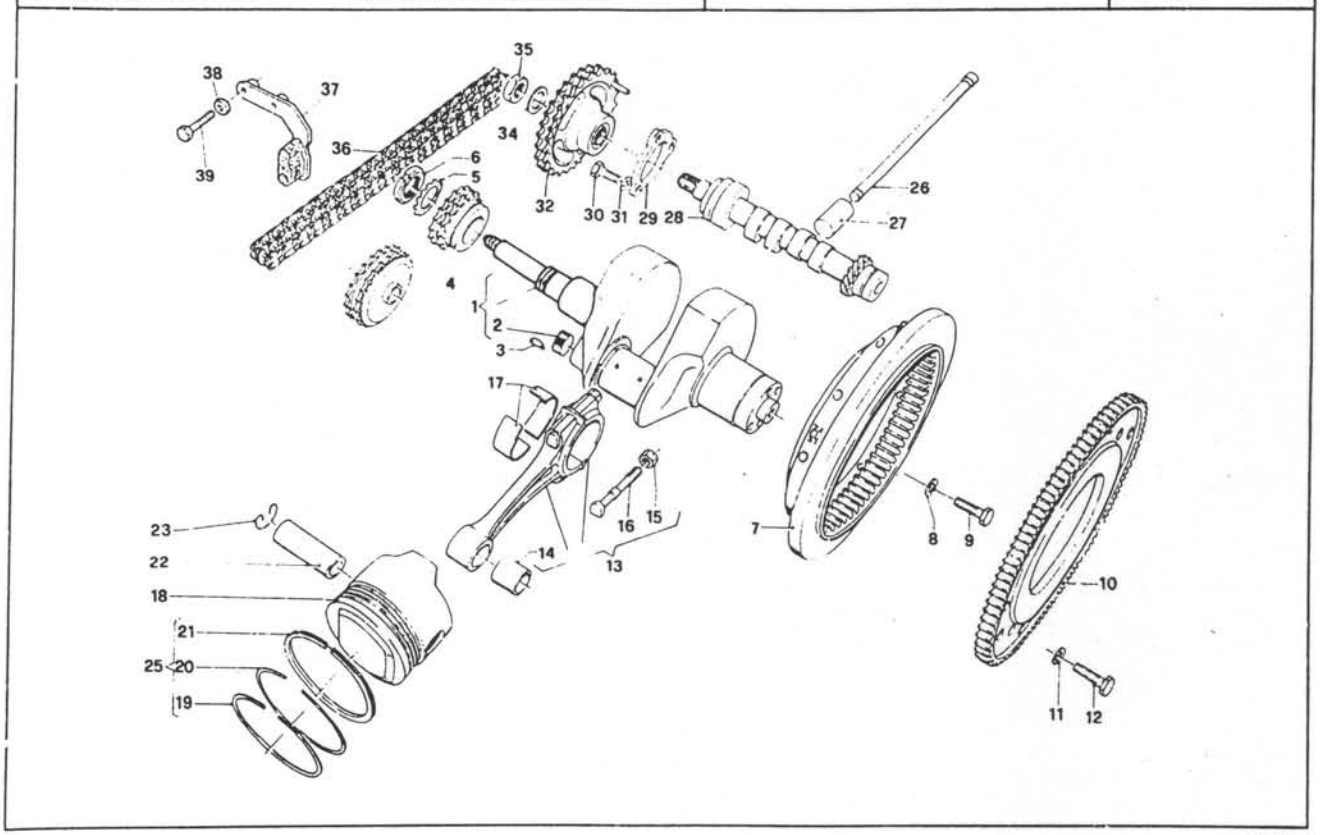

A12

IMBIELLAGGIO DISTRIBUZIONE CONNECTING AND TIMING SYSTEM	EQUIPAGE MOBILE - DISTRIBUTION PLEUEL - STEUERUNG		Tavola - Drawing Table - Bild	3

NOTE NOTES NOTES MARKE	POS. N.	N. COD. CODE No Nr. CODE CODE Nr.	Q.TA Q.TY Q.TE MGE	DENOMINAZIONE	DESCRIPTION	DESIGNATION	BEZEICHNUNG
	34	14 43 34 00	1	Rosetta	Washer	Rondelle	Scheibe
	35	92 60 25 18	1	Dado	Nut	Ecrou	Mutter
	36	28 05 80 60	1	Catena comando distribuzione	Timing chain	Chaîne de distribution	Steuerkette
	37	30 05 78 10	1	Tendicatena completo	Chain stretching drive	Tendeur de chaîne	Kettenspanner
	38	61 27 03 00	2	Rosetta elastica ondulata	Corrugated washer	Rondelle	Scheibe
	39	98 05 24 35	2	Vite	Screw	Vis	Schraube

A13

IMPIANTO ALIMENTAZIONE - FILTRO ARIA FUEL SYSTEM - AIR FILTER	ALIMENTATION - FILTRE A AIR KRAFTSTOFFZUFÜHRUNG - LUFTFILTER		Tavola - Drawing Table - Bild	4

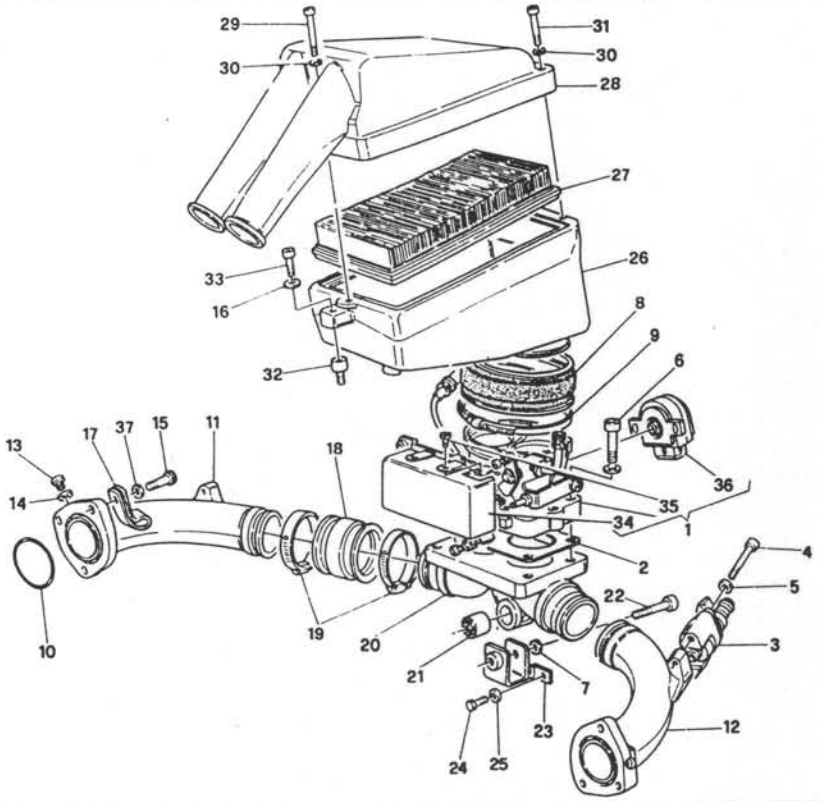

A14

IMPIANTO ALIMENTAZIONE - FILTRO ARIA FUEL SYSTEM - AIR FILTER	ALIMENTATION - FILTRE A AIR KRAFTSTOFFZUFÜHRUNG - LUFTFILTER		Tavola - Drawing Table - Bild	4

NOTE NOTES NOTES MARKE	POS. N.	N. COD. CODE No. Nr. CODE CODE Nr	Q.TA Q.TY Q.TE M.GE	DENOMINAZIONE	DESCRIPTION	DESIGNATION	BEZEICHNUNG
	1	30 11 26 30	1	Corpo farfallato	Throttle body	Corps papillon	Drosselkörper
	2	30 11 39 30	1	Guarnizione	Gasket	Joint	Dichtung
	3	30 11 57 30	2	Elettroiniettore	Injector	Injector	Duese
	4	98 61 02 45	4	Vite	Screw	Vis	Schraube
	5	95 12 91 00	4	Rondella	Washor	Rondelle	Scheibe
	6	98 62 04 30	4	Vite	Screw	Vis	Schraube
	7	14 61 59 01	5	Rondolla	Washer	Rondelle	Scheibe
	8	30 11 44 30	1	Manicotto	Pipe union	Raccord de tuysu	Rohrverbindung
	9	93 30 50 93	1	Fascetta	Clamp	Collier	Schelle
	10	90 70 64 09	2	Anello OR	O-Ring	Bague OR	Ring
	11	30 11 50 30	1	Collettore aspirazione destro	R.H. intake manifold	Collecteur d'admission D.	Ansaugrohr R.
	12	30 11 50 31	1	Collettore aspirazione sinistro	L.H. intake manifold	Collecteur d'admission G.	Ansaugrohr L.
	13	98 34 60 10	2	Vite	Screw	Vis	Schraube
	14	95 10 01 16	2	Rondella	Washer	Rondelle	Scheibe
	15	98 62 23 25	6	Vite	Screw	Vis	Schraube
	16	95 00 42 06	1	Rondella	Washer	Rondelle	Scheibe
	17	12 00 65 00	2	Fascetta sostegno filo candela	Clamp	Collier	Schelle
	18	30 11 43 30	2	Manicotto	Pipe union	Raccord de tuysu	Rohrverbindung
	19	12 54 84 01	4	Fascetta	Clamp	Collier	Schelle
	20	30 11 69 30	1	Collettore supporto corpo farfallato	Pipe union	Raccord de tuysu	Rohrverbindung
	21	93 30 22 08	1	Fissaggio elastico	Elastic fastening	Fixation élastique	Elastische Verbindung
	22	98 62 24 35	1	Vite	Screw	Vis	Schraube
	23	30 42 53 30	1	Supporto collettore aspirazione	Holder	Support	Halter
	24	98 05 43 16	2	Vite	Screw	Vis	Schraube
	25	14 21 79 01	2	Rondella	Washer	Rondelle	Scheibe
	26	30 11 37 30	1	Scatola filtro aria	Case	Boîte	Gehause
	27	30 11 36 00	1	Filtro aria	Filter cartridge	Cartouche filtre	Luftfilter kamer
	28	30 11 34 30	1	Coperchio scatola filtro	Filter cover	Couvercle filtre	Filterdeckel
	29	98 62 02 60	1	Vite	Screw	Vis	Schraube
	30	95 00 42 05	3	Rondella	Washer	Rondelle	Scheibe
	31	98 62 02 35	2	Vite	Screw	Vis	Schraube
	32	93 22 20 20	1	Fissaggio elastico	Elastic fastening	Fixation élastique	Elastische Verbindung
	33	98 62 23 20	1	Vite	Screw	Vis	Schraube
	34	30 11 29 30	1	Coperchio protezione	Cover	Couvercle	Deckel
	35	98 20 04 08	2	Vite	Screw	Vis	Schraube
	36	29 53 05 61	1	Potenziometro posizione farfalla	Throttle position potentiometer	Potentiomètre position papillon	Potentiometer Drosselklappen-Position
	37	14 21 79 01	6	Rondella	Washer	Rondelle	Scheibe

A15

IMPIANTO CARBURANTE FEED ASSY	ALIMENTATION COMPL. ZUFUHRUNG, KPL.		Tavola - Drawing Table - Bild	5

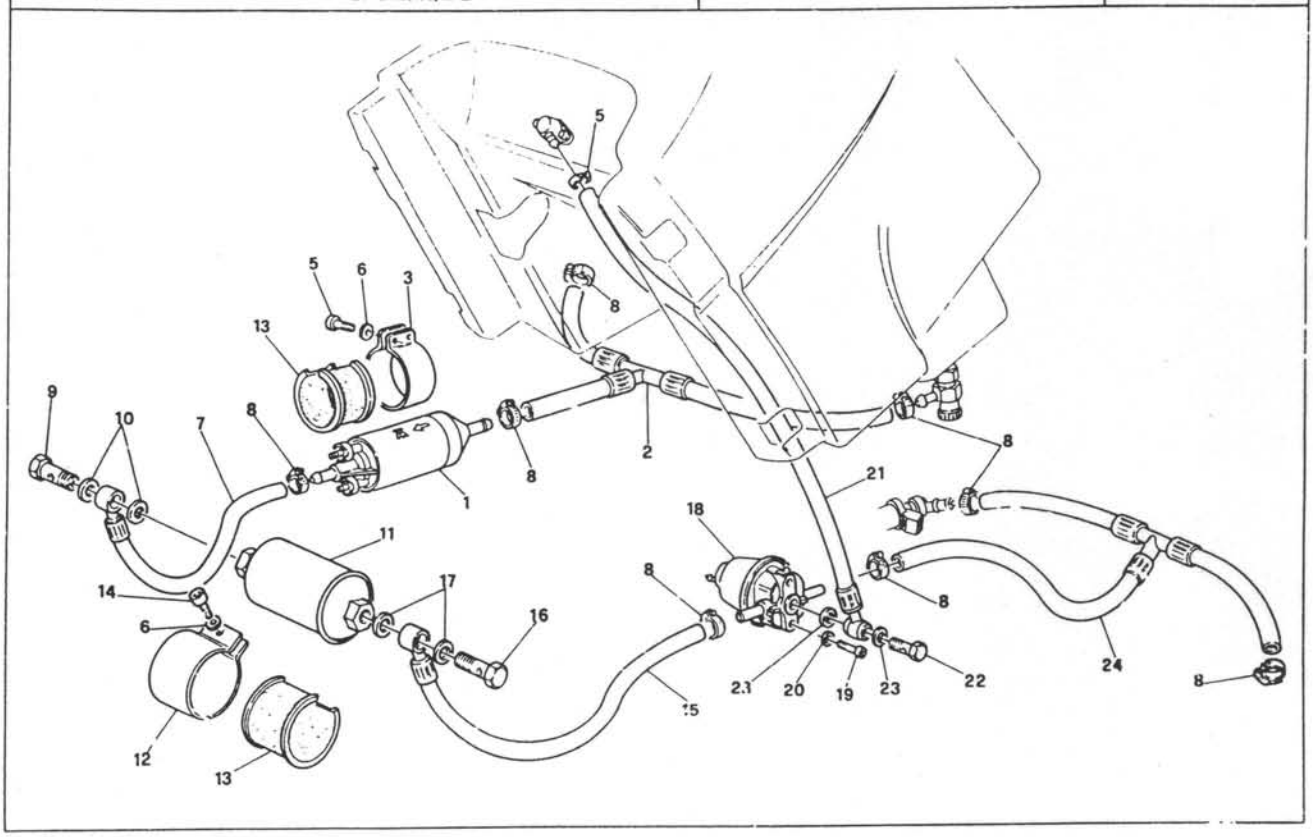

A16

IMPIANTO CARBURANTE FEED ASSY	ALIMENTATION COMPL. ZUFUHRUNG, KPL.		Tavola - Drawing Table - Bild	5

NOTE NOTES NOTES MARKE	POS. N	N. COD. CODE No Nr. CODE CODE Nr	Q.TA Q.TY Q.TE M.GE	DENOMINAZIONE	DESCRIPTION	DESIGNATION	BEZEICHNUNG
	1	29 10 72 60	1	Pompa carburante	Fuel pump	Pompe carburant	Benzinpumpe
	2	30 10 65 30	1	Tubazione da serbatoio a pompa	Pipe	Tuyau	Rohr
	3	29 10 73 60	1	Fascetta fissaggio pompa	Clamp	Collier	Schelle
	5	98 62 23 12	2	Vite	Screw	Vis	Schraube
	6	61 01 38 00	3	Rondella	Washer	Rondelle	Scheibe
	7	30 10 61 30	1	Tubazione da pompa a filtro	Pipe, fuel pump/filter	Tuyau, pompe/filtre	Rohr, Benzinpumpe/Filter
	8	12 10 84 00	8	Fascetta	Clamp	Collier	Schelle
	9	29 10 91 60	1	Vite forata Ø 14 mm	Screw	Vis	Schraube
	10	30 10 93 31	2	Guarnizione	Gasket	Joint	Dichtung
	11	29 10 60 61	1	Filtro carburante	Filter	Filtre	Filter
	12	29 11 38 60	1	Fascetta fiss[illegible]	Clamp	Collier	Schelle
	13	29 10 58 60	2	Gommino	Rubber	Caoutchouc	Gummi
	14	98 61 23 20	1	Vite	Screw	Vis	Schraube
	15	30 10 82 30	1	Tubazione da filtro a regolatore	Pipe filter/pressure regul.	Tuyau, filtre/[illegible]ur de pression	Rohr, filter/druckregler
	16	29 10 91 61	1	Vite forata Ø 12 mm	Screw	Vis	Schraube
	17	12 00 64 00	2	Guarnizione	Gasket	Joint	Dichtung
	18	29 11 27 60	1	Regolatore di pressione	Pressure regulator	Régulateur de pression	Druckregler
	19	98 61 23 12	2	Vite	Screw	Vis	Schraube
	20	95 10 01 19	2	Rondella	Washer	Rondelle	Scheibe
	21	30 10 87 31	1	Tubazione da regolatore a serbatoio	Pipe	Tuyau	Rohr
	22	30 10 79 30	1	Vite forata	Screw	Vis	Schraube
	23	30 10 92 30	2	Guarnizione	Gasket	Joint	Dichtung
	24	30 10 80 30	1	Tubazione da regolatore a iniettori	Pipe	Tuyau	Rohr

B1

IMPIANTO SCARICO EXHAUST SYSTEM	SYSTEME D'ÉCHAPPEMENT AUSPUFF		Tavola - Drawing Table - Bild	6

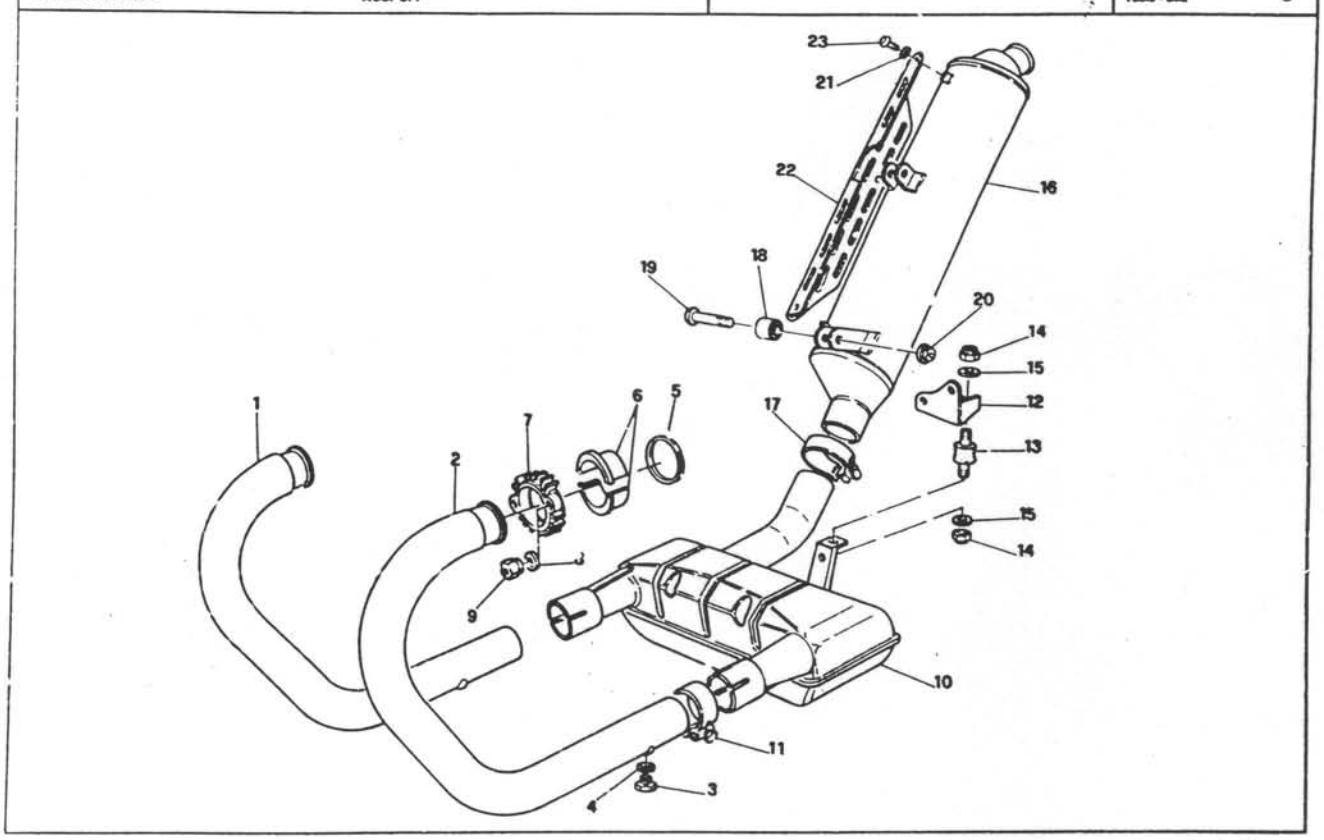

B2

IMPIANTO SCARICO EXHAUST SYSTEM	SYSTEME D'ÉCHAPPEMENT AUSPUFF		Tavola - Drawing Table - Bild	6

NOTE NOTES NOTES MARKE	POS. N.	N. COD. CODE No. Nr. CODE CODE Nr.	Q.TA Q.TY Q.TE M.GE	DENOMINAZIONE	DESCRIPTION	DESIGNATION	BEZEICHNUNG
	1	30 12 09 30	1	Tubo scarico destro	R.H. exhaust pipe	Tuyau d'échappement D.	Rohr abgasanlage R.
	2	30 12 09 31	1	Tubo scarico sinistro	L.H. exhaust pipe	Tuyau d'échappement G.	Rohr abgasanlage L.
	3	98 11 00 07	2	Tappo	Plug	Bouchon	Stopfen
	4	30 10 93 30	2	Guarnizione	Gasket	Joint	Dichtung
	5	90 71 83 70	2	Guarnizione	Gasket	Joint	Dichtung
	6	30 12 12 30	4	Distanziale	Spacer	Entretoise	Distanzstueck
	7	30 12 10 30	2	Flangia	Flange	Bride	Flansch
	8	14 61 59 01	4	Rondella di sicurezza	Washer	Rondelle	Scheibe
	9	92 75 00 85	4	Dado	Nut	Ecrou	Mutter
	10	30 12 39 30	1	Camera di espansione	Vacuum tank	Reservoir à vide	Unterdruckkessel
	11	30 12 34 00	2	Fascetta	Clamp	Collier	Schelle
	12	30 12 38 30	1	Piastrino	Plate	Plaque	Platte
	13	93 21 25 20	1	Fissaggio elastico	Elastic fastening	Fixation élastique	Elastische Verbindung
	14	92 66 02 06	2	Dado	Nut	Ecrou	Mutter
	15	95 10 02 23	2	Rondella	Washer	Rondelle	Scheibe
	16	30 12 30 30	1	Silenziatore	Silencer	Silencieux	Schalldämpfer
	17	30 12 69 30	1	Fascetta	Clamp	Collier	Schelle
	18	93 20 22 06	2	Silentblock	Silentblock	Silentblock	Silentblock
	19	98 23 06 40	1	Vite	Screw	Vis	Schraube
	20	92 66 00 06	1	Dado	Nut	Ecrou	Mutter
	21	61 01 38 00	3	Rondella ondulata	Washer	Rondelle	Scheibe
	22	30 12 19 30	1	Protezione silenziatore	Guard	Protection	Schutz
	23	98 23 06 12	3	Vite	Screw	Vis	Schraube

B3

LUBRIFICAZIONE LUBRIFICATION	GRAISSAGE SCHMIERUNG		Tavola - Drawing Table - Bild	7

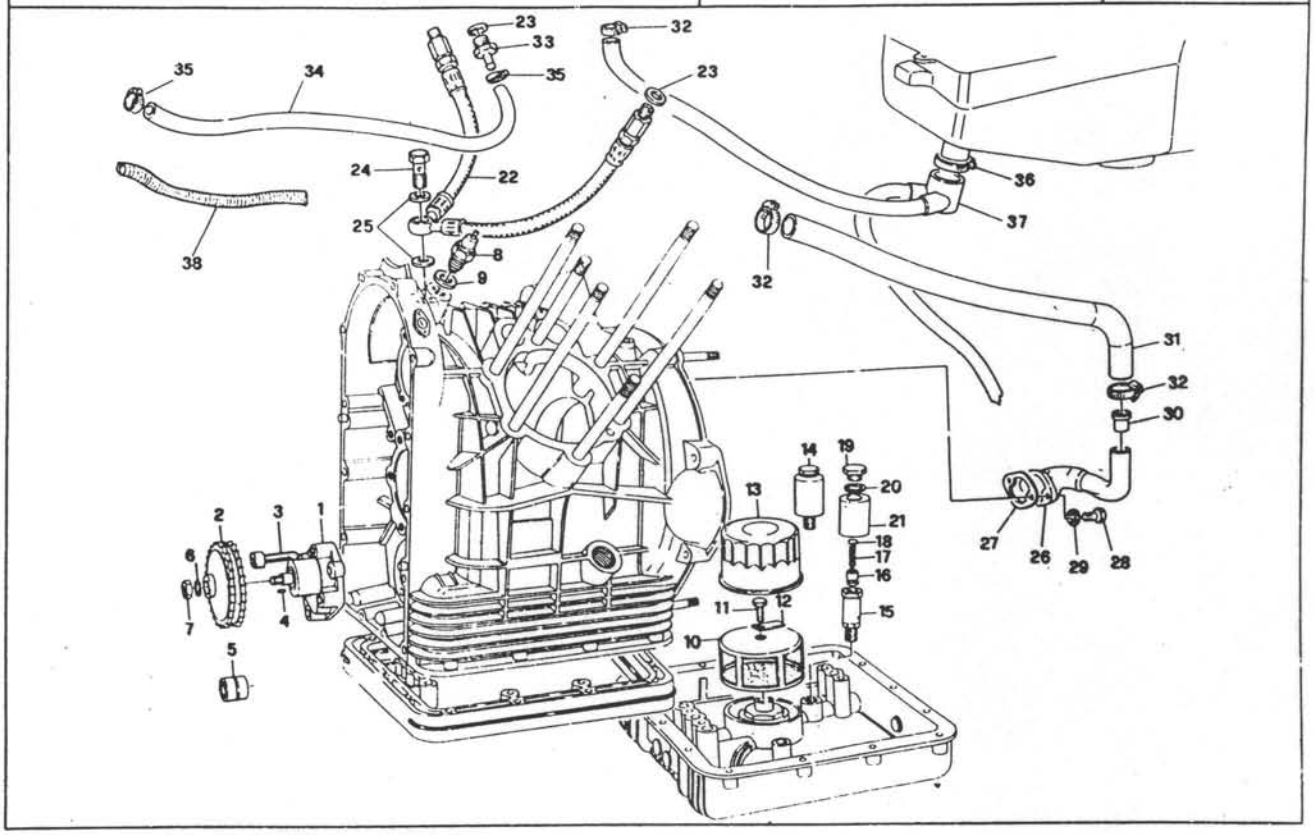

B4

LUBRIFICAZIONE LUBRIFICATION	GRAISSAGE SCHMIERUNG		Tavola - Drawing Table - Bild	7

NOTE NOTES NOTES MARKE	POS. N.	N. COD. CODE No. Nr. CODE CODE Nr.	Q.TA Q.TY Q.TE M.GE	DENOMINAZIONE	DESCRIPTION	DESIGNATION	BEZEICHNUNG
	1	30 14 64 00	1	Pompa olio completa	Oil pump compl.	Pompe à huile compl.	Ölpumpe kpl.
	2	30 14 77 00	1	Ingranaggio com. pompa	Pump control gear	Engrenage comm. pompe	Pumpenrad
	3	98 62 24 30	4	Vite	Screw	Vis	Schraube
	4	13 14 83 00	1	Chiavetta	Key	Clavette	Keil
	5	92 25 22 10	1	Cuscinetto a rullini	Needle bearing	Roulement à aiguilles	Nadellager
	6	95 12 00 85	1	Rondella elastica	Washer	Rondelle	Scheibe
	7	92 60 23 08	1	Dado	Nut	Ecrou	Mutter
	8	17 76 67 50	1	Trasmettitore segnalatore pressione olio	Oil indicator	Mano-contact	Ölanzeige
	9	12 00 64 00	1	Guarnizione	Gasket	Joint	Dichtung
	10	14 15 22 00	1	Filtro olio a rete	Gauze	Tramis	Sieb
	11	98 05 43 16	1	Vite	Screw	Vis	Schraube
	12	95 18 70 06	1	Piastrina di sicurezza	Plate	Plaque	Platte
	13	14 15 30 00	1	Filtro olio a cartuccia	Cartridge	Cartouche	Filterpatrone
	14	14 15 82 00	1	Valvola regolazione pressione olio	Control valve	Clapet de décharge	Druckstreuventil
	15	10 15 87 01	1	Corpo per valvola	Valve housing	Corps de clapet	Ventilgehäuse
	16	12 15 09 00	1	Pistone per valvola	Vale piston	Piston de clapet	Ventilkoben
	17	94 32 10 72	1	Molla per valvola	Spring	Ressort	Feder
	18	12 15 07 00	1	Fondella per valvola	Bottom disc	Rondelle butée	Verschlussscheibe
	19	12 15 90 00	1	Tappo per valvola	Valve plug	Bouchon de clapet	Ventilstopfen
	20	95 10 05 23	2÷3	Rosetta	Washer	Rondelle	Scheibe
	21	14 15 88 00	1	Scodellino	Cup	Coupelle	Manschette
	22	14 15 36 60	1	Tubazione mandata olio alle teste	Pipe	Tuyau	Rohr
	23	25 65 61 02	4	Rondella in alluminio	Washer	Rondelle	Scheibe
	24	95 99 00 37	1	Vite forata	Screw	Vis	Schraube
	25	12 15 42 00	2	Rondella	Washer	Rondelle	Scheibe
	26	26 00 72 50	1	Tubazione sfiatatoio	Pipe	Tuyau	Rohr
	27	12 00 76 00	1	Guarnizione	Gasket	Join	Dichtung
	28	98 05 43 18	2	Vite	Screw	Vis	Schraube
	29	95 12 00 65	2	Rondella elastica	Washer	Rondelle	Scheibe
	30	26 15 05 60	1	Valvola controllo sfiato	Valve	Soupape	Ventil
	31	30 15 74 30	1	Tubazione sfiato motore	Pipe	Tuyau	Rohr
	32	12 15 78 00	3	Fascetta	Clamp	Collier	Schelle
	33	26 15 39 60	2	Raccordo	Connection	Raccord	Stutzen
*	34	823 942 070	–	Tubazione	Pipe	Tuyau	Rohr
	35	12 10 84 00	4	Fascetta	Clamp	Collier	Schelle
	36	26 15 79 50	1	Fascetta	Clamp	Collier	Schelle
	37	26 15 70 50	1	Tubazione ricicleggio	Pipe	Tuyau	Rohr
*	38	823 533 140	–	Guaina per tubazione	Piping sheath	Gaine pour tubulure	Tülle für Rohrleitung

* Specificare le quantità in metri (1m-2m-ecc.)
Indicate quantity required in metres (1m-2m-etc.)
Indiquer quantités en mètres (1m-2m-etc.)
Lieferbarin Meter (1m-2m-etc. bestellen)

B5

FRIZIONE CLUTCH	EMBRAYAGE KUPPLUNG		Tavola - Drawing Table - Bild	8

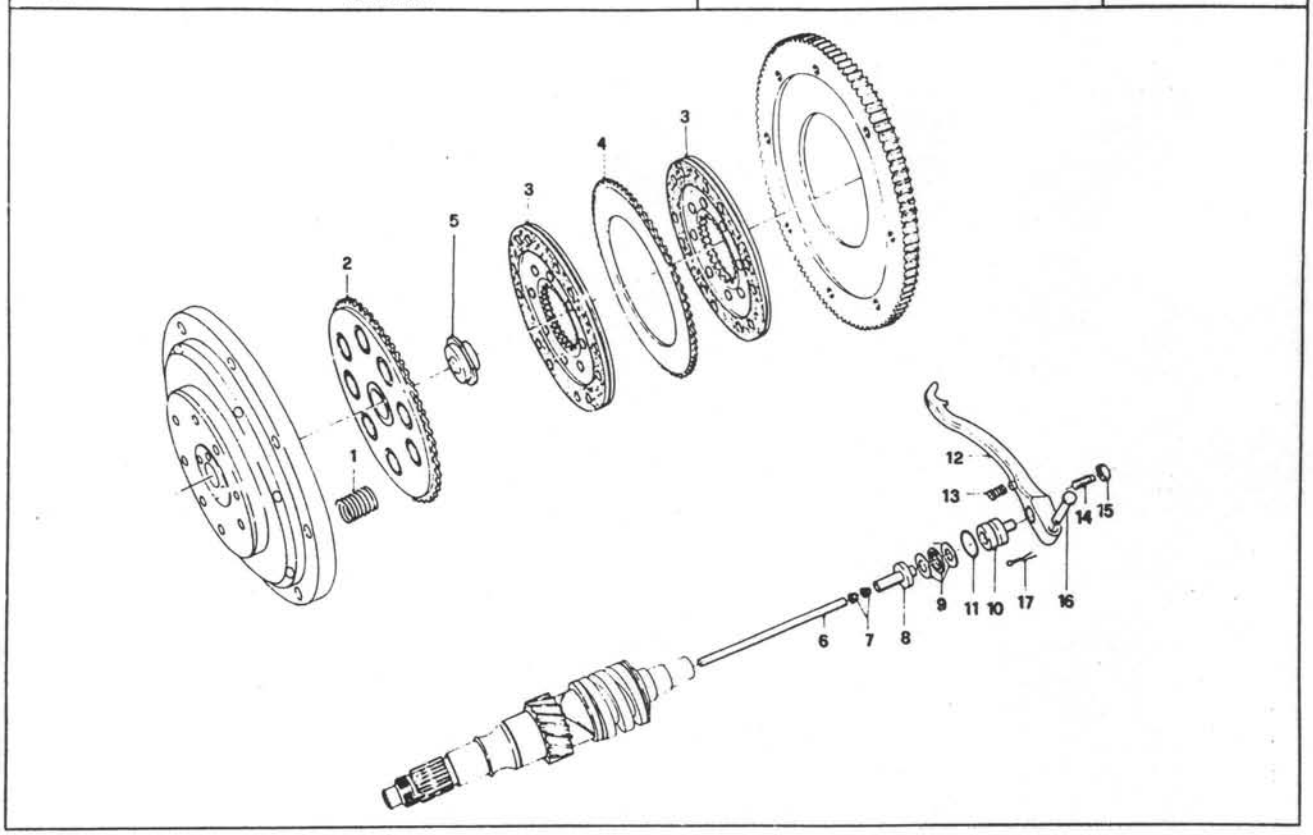

B6

FRIZIONE CLUTCH	EMBRAYAGE KUPPLUNG		Tavola - Drawing Table - Bild	8

NOTE NOTES NOTES MARKE	POS N	N. COD. CODE No Nr. CODE CODE Nr	Q.TA Q.TY Q.TE M.GE	DENOMINAZIONE	DESCRIPTION	DESIGNATION	BEZEICHNUNG
	1	13 06 41 00	8	Molla per frizione	Spring	Ressort	Feder
	2	12 06 29 01	1	Piattello spingimolle	Pressure plate	Plaque de pression	Druckplatte
	3	29 06 44 50	2	Disco frizione completo	Clutch plate, complete	Disque d'embr. compl.	Kupplungsscheibe, kpl.
	4	12 06 23 00	1	Disco frizione intermedio	Intermediate plate	Disque interclaire	Zwischenscheibe
	5	12 06 28 00	1	Scodellino	Cup	Coupelle	Manschette
	6	14 06 57 00	1	Asta	Rod	Tige de poussée	Druckstift
	7	14 06 59 00	2	Bussola conica	Bush	Douille	Gummibuchse
	8	14 06 60 00	1	Corpo interno	Inner body	Corps intérieur	Innengehäuse
	9	12 06 70 01	1	Cuscinetto reggispinta	Thrust bearing	Butée d'embrayage	Drucklager
	10	14 06 61 00	1	Corpo esterno	Outer body	Corps extérieur	Aussengehäuse
	11	90 70 61 70	1	Anello di tenuta	Seal ring	Joint d'étanchéité	Dichtring
	12	14 09 02 02	1	Leva disinnesto frizione	Operating lever	Levier de dégagement	Ausrückhebel
	13	94 32 11 05	1	Molla ritorno leva	Counter spring	Ressort de rappel	Gegenfeder
	14	14 09 04 00	1	Vite registro leva	Adjusting screw	Vis de réglage	Stellschraube
	15	92 60 25 06	1	Dado	Nut	Ecrou	Mutter
	16	95 78 02 71	1	Spina	Pin	Axe de maintien	Stift
	17	95 50 02 22	1	Copiglia	Split pin	Goupille	Splint

B7

SCATOLA E COPERCHIO CAMBIO GEARBOX AND COVER	BOITE A VITESSE ET COUVERCLE GETRIEBEGEHÄUSE UND DECKEL		Tavola - Drawing Table - Bild	9

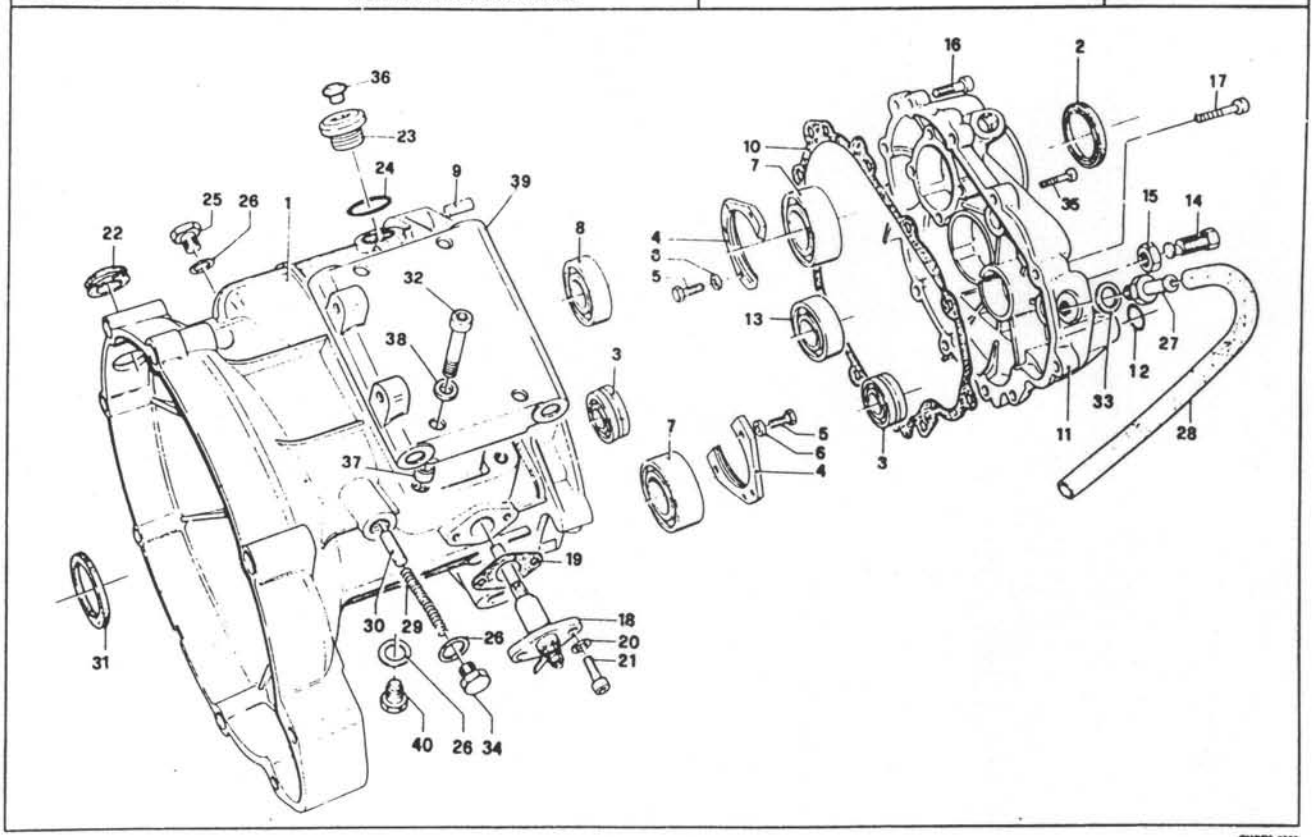

B8

SCATOLA E COPERCHIO CAMBIO GEARBOX AND COVER	BOITE A VITESSE ET COUVERCLE GETRIEBEGEHÄUSE UND DECKEL		Tavola - Drawing Table - Bild	9

NOTE NOTES NOTES MARKE	POS N	N. COD CODE No Nr. CODE CODE Nr.	Q.TA Q.TY Q.TE M.GE	DENOMINAZIONE	DESCRIPTION	DESIGNATION	BEZEICHNUNG
	1	30 20 02 00	1	Scatola cambio	Transmission case	Carter de boîte vitesses	Getriebegehaeuse
	2	90 40 35 47	1	Anello di tenuta A.S.	Seal ring	Bague d'étanchéité	Dichtring
	3	92 25 62 18	1	Cuscinetto A.P. e A.F.	Bearing	Roulement	Lager
	4	14 21 38 03	2	Piastrina di sicurezza	Plate	Plaque	Platte
	5	96 62 23 16	6	Vite	Screw	Vis	Schraube
	6	14 21 79 01	6	Rosetta di sicurezza	Washer	Rondelle	Scheibe
	7	92 21 84 24	2	Cuscinetto A.F. e A.S.	Bearing	Roulement	Lager
	8	92 23 47 17	1	Cuscinetto A.S.	Bearing	Roulement	Lager
	9	95 51 20 81	2	Spina di riferimento	Pin	Goupille	Stift
	10	14 20 11 10	1	Guarnizione	Gasket	Joint	Dichtung
	11	18 20 08 01	1	Coperchio per scatola	Transmission case cover	Couvercle du carter	Getriebedeckel
	12	90 70 61 40	1	Anello di tenuta	Seal ring	Bague d'étanchéité	Dichtring
	13	92 20 14 17	1	Cuscinetto per A.P.	Bearing	Roulement	Lager
	14	14 23 78 00	1	Vite con eccentrico	Screw	Vis	Schraube
	15	92 60 25 12	1	Dado	Nut	Ecrou	Mutter
	16	96 62 23 25	9	Vite	Screw	Vis	Schraube
	17	96 62 03 35	1	Vite	Screw	Vis	Schraube
	18	12 20 72 00	1	Corpo contatti	Contact holder	Porte-contact	Kontaktträger
	19	12 20 77 00	1	Guarnizione	Gasket	Joint	Dichtung
	20	14 21 79 01	2	Rondella	Washer	Rondelle	Scheibe
	21	96 81 23 16	2	Vite	Screw	Vis	Schraube
	22	93 18 02 20	1	Tappo in gomma	Plug	Bouchon	Stopfen
	23	19 35 12 00	1	Tappo olio	Oil plug	Bouchon huile	Stopfen
	24	90 70 62 03	1	Guarnizione	Gasket	Joint	Dichtung
	25	95 96 02 14	1	Tappo livello olio	Level plug	Bouchon de niveau	Ölstand
	26	10 52 89 00	3	Guarnizione	Gasket	Joint	Dichtung
	27	14 20 49 55	1	Tappo sfiatatoio	Vent plug assy	Bouchon d'évent compl.	Entlüftungsstopfen
●	28	823 942 070	–	Tubazione	Pipe	Tuyau	Rohr
	29	94 32 10 67	1	Molla	Spring	Ressort	Feder
	30	17 23 47 60	1	Nottolino fermo marce	Pawl	Rocket	Sperrlinke
	31	90 40 35 48	1	Anello di tenuta	Seal ring	Bague d'étanchéité	Dichtring
	32	96 62 04 40	4	Vite	Screw	Vis	Schraube
	33	12 15 42 00	1	Guarnizione	Gasket	Joint	Dichtung
	34	95 96 06 10	1	Tappo	Plug	Bouchon	Stopfen
	35	96 82 23 25	1	Vite	Screw	Vis	Schraube
	36	93 18 02 45	1	Tappo in gomma	Plug	Bouchon	Stopfen
	37	91 18 10 06	2	Boccole	Bush	Douille	Buchse
	38	95 00 42 08	4	Rondella	Washer	Rondelle	Scheibe
	39	30 42 50 30	1	Piastra attacco cambio al telaio	Plate	Plaque	Platte
	—	30 99 15 30	1	Cambio completo	Gearbox assy	Boîte à vitesses	Schaltgetriebe
	40	30 20 52 00	1	Tappo scarico olio	Drain plug	Bouchon de vidange	Ablasstand

● Specificare le quantità in metri (1m-2m-ecc.) — Indicate quantity required in metres (1m-2m-etc.)
Indiquer quantités en mètres (1m-2m-etc.) — Lieferbarin Meter (1m-2m-etc. bestellen)

B9

ALBERO PRIMARIO CAMBIO - ALBERO FRIZIONE MAIN SHAFT - CLUTCH SHAFT	ARBRE PRIMAIRE - ARBRE EMBRAYAGE ANTRIEBWELLE - KUPPLUNGWELLE	Tavola - Drawing Table - Bild	10

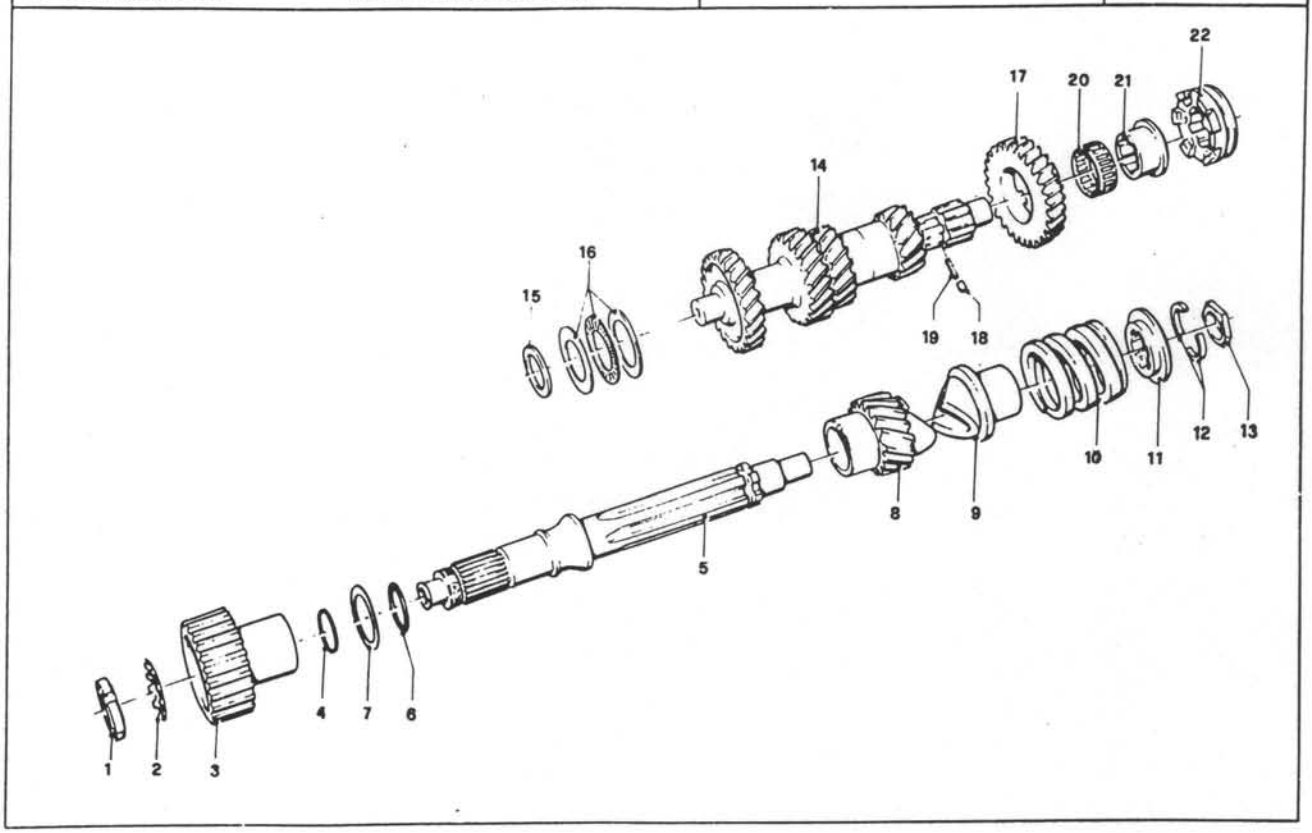

B10

ALBERO PRIMARIO CAMBIO - ALBERO FRIZIONE MAIN SHAFT - CLUTCH SHAFT	ARBRE PRIMAIRE - ARBRE EMBRAYAGE ANTRIEBWELLE - KUPPLUNGWELLE	Tavola - Drawing Table - Bild	10

NOTE NOTES NOTES MARKE	POS N	N. COD. CODE No Nr. CODE CODE Nr	Q.TA Q.TY Q.TE M.GE	DENOMINAZIONE	DESCRIPTION	DESIGNATION	BEZEICHNUNG
	1	93 60 10 22	1	Ghiera	Locking sleeve	Manchon de verrouill.	Sicherungsring
	2	95 02 80 22	1	Rondella di sicurezza	Lock washer	Rondelle de sûrete	Sicherungsblech
	3	30 06 18 10	1	Corpo inter. frizione	Clutch gear	Pignon d'embrayage	Kupplungswelle
	4	90 70 62 35	1	Guarnizione	Gasket	Joint	Dichtung
	5	14 21 07 02	1	Albero frizione	Clutch shaft	Arbre d'embrayage	Kupplungswelle
	6	90 70 62 03	1	Anello tenuta A.F.-A.S.	Seal ring (C.S.-L.S.)	Bague d'ét. (A.d'E.-A.S.)	Dichtring für D.W.-Ab.W.
	7	14 21 84 01	1	Rondella spandiolio	Oil spreading washer	Rondelle ép. huile	Ölwergerscheibe
	8	14 21 11 10	1	Ingranaggio rinvio (Z=17)	Idle gear (Z=17)	Pignon intermèd. (Z=17)	Wahnradvorgelege 17 Z
	9	14 21 12 01	1	Manicotto ad innesti	Coupling muff	Manchon à crabots	Eingreifmuffe
	10	13 21 15 00	1	Molla	Spring	Ressort	Feder
	11	14 21 16 00	1	Piattello	Cup	Coupelle	Manschette
	12	12 21 17 00	2	Semisettori	Semi-collar	Plaquette d'arrêt	Halbsektor
	13	14 21 94 01	1	Spessore	Spacer	Cale	Distanzstück
	14	14 21 05 13	1	Albem primario	Main shaft	Arbre primaire	Antriebwelle
	15	18 21 10 50	1	Rosetta di rasamento mm 2	Support washer mm 2	Rondelle d'appui mm 2	Stützscheibe mm 2
	15	18 21 10 51	1	Rosetta di rasamento mm 2,1	Support washer mm 2,1	Rondelle d'appui mm 2,1	Stützscheibe mm 2,1
	15	18 21 10 52	1	Rosetta di rasamento mm 2,2	Support washer mm 2,2	Rondelle d'appui mm 2,2	Stützscheibe mm 2,2
	15	18 21 10 54	1	Rosetta di rasamento mm 2,4	Support washer mm 2,4	Rondelle d'appui mm 2,4	Stützscheibe mm 2,4
	16	92 25 85 25	1	Cuscinetto rullini reggispinta	Needle bearing	Roulement à aiguilles	Nadellager
	17	14 21 20 13	1	Ingranaggio 5ª A.P. (Z=28)	5th gear (M.S.) (Z=28)	Pignon 5ème (A.P.) (Z=28)	(An.W.) Schaltrad 5. Gang 28 Z
	18	92 29 67 50	1	Rullo di fermo boccola	Bush lock	Galet d'interlock	Buchsenanlegstift
	19	94 32 10 31	1	Molla	Spring	Ressort	Feder
	20	92 25 10 30	1	Gabbia a rullini	Needle cage	Cage à aiguilles	Nadelkäfig
	21	14 21 22 10	1	Boccola per 5ª (A.P.)	5th gear bush (M.S.)	Douille 5ème (A.P.)	Buchse 5. Gang (An.W)
	22	14 23 15 10	1	Manicotto scorrevole 5ª	5th gear sliding sleeve	Baladeur 5ème	Schiebemuffe für 5. Gang

B11

ALBERO SECONDARIO CAMBIO LAYSHAFT	ARBRE SECONDAIRE ANTRIEBWELLE		Tavola - Drawing Table - Bild	11

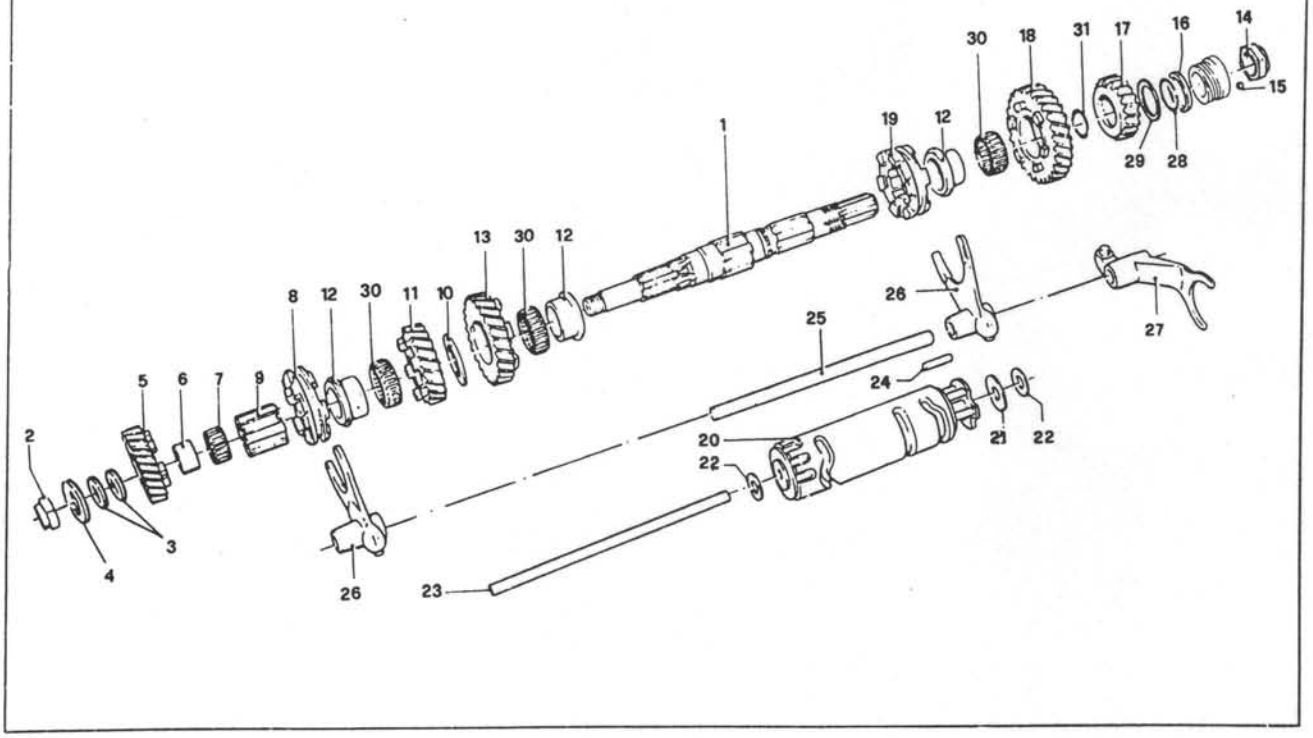

B12

ALBERO SECONDARIO CAMBIO LAYSHAFT	ARBRE SECONDAIRE ANTRIEBWELLE		Tavola - Drawing Table - Bild	11

NOTE NOTES NOTES MARKE	POS N.	N. COD. CODE No. Nr. CODE CODE Nr.	Q.TA Q.TY Q.TE M.GE	DENOMINAZIONE	DESCRIPTION	DESIGNATION	BEZEICHNUNG
	1	14 21 36 12	1	Albero secondario	Layshaft	Arbre secondaire	Abtriebwelle
	2	14 21 74 10	1	Dado di sicurezza A.S.	Nut (L.S.)	Ecrou (A.S.)	Bundmutter (Ab.W.)
	3	43 08 38 10	2÷4	Rondelle di aggiustaggio	Shim	Disque d'ajustement	Passcheibe
	4	14 21 54 00	1	Rosetta di spallamento	Support washer	Rondelle d'épaulement	Stützscheibe
	5	14 21 51 10	1	Ingranaggio 4ª A.S. (Z=20)	4th gear (L.S.) (Z=20)	Pignon 4ème (A.S.) (Z=20)	(Ab.W.) Schaltrad 4.Gang (Z=20)
	6	92 25 90 17	1	Anello interno 4ª	4th gear inner ring	Anneau int. 4ème	Innenring für 4. Gang
	7	92 25 10 22	1	Gabbia a rullini 4ª A.S.	4th gear needle cage (L.S.)	Cage à aiguilles 4ème (A.S.)	Nadelkäfig für 4. Gang (Ab.W.)
	8	14 23 10 12	1	Manicotto 3ª-4ª A.S.	3rd-4th sliding sleeve (L.S.)	Baladeur 3ème-4ème (A.S.)	Schiebemuffe für 3-4Gang (Ab.W.)
	9	14 23 25 12	1	Manicotto fisso A.S.	Sleeve (L.S.)	Manchon (A.S.)	Muffe (Ab.W.)
	10	14 21 80 11	1	Rosetta di spallamento A.S.	Support washer (L.S.)	Rondelle d'appui (A.S.)	Stützscheibe (Ab.W.)
	11	14 21 48 10	1	Ingranaggio 3ª A.S. (Z=22)	3rd gear (L.S.) (Z=22)	Pignon 3ème (A.S.) (Z=22)	(Ab.W.) Schaltrad 3.Gang 22 Z
	12	14 21 30 01	3	Boccola 1ª-2ª-3ª A.S.	1st-2nd-3rd bush (L.S.)	Douille 1ère-2ème-3ème (A.S.)	Buchse für 1.2.3. Gang (Ab.W.)
	13	14 21 45 10	1	Ingranaggio 2ª A.S. (Z=25)	2nd gear (L.S.) (Z=25)	Pignon 2ème (A.S.) (Z=25)	(Ab.W.) Schaltrad 2.Gang 25 Z
	14	14 21 93 10	1	Dado bloccaggio A.S.	Locking nut (L.S.)	Ecrou de serrage (A.S.)	Bundmutter (Ab.W.)
	15	92 29 57 C2	1	Sfera	Ball	Bille	Kugel
	16	14 21 73 00	1	Rosetta di spallamento	Support washer	Rondelle d'épaulement	Stützscheibe
	17	14 21 52 13	1	Ingranaggio 5ª A.S. (Z=21)	5th gear (L.S.) (Z=21)	Pignon 5ème (A.S.) (Z=21)	(Ab.W.) Schaltrad 5.Gang (Z=21)
	18	14 21 42 10	1	Ingranaggio 1ª A.S. (Z=28)	1st gear (L.S.) (Z=28)	Pignon 1ère (A.S.) (Z=28)	(Ab.W.) Schaltrad 1.Gang (Z=28)
	19	14 23 07 11	1	Manicotto scorrevole 1ª e 2ª A.S.	1st-2nd sliding sleeve (L.S.)	Baladeur 1ère-2ème (A.S.)	Schiebemuffe für 1-2Gang (Ab.W.)
	20	14 23 44 05	1	Tamburo scanalato	Splined drum	Tambour de comm.	Keilwelle
	21	14 23 55 00	1	Rosetta	Washer	Rondelle	Scheibe
	22	55 23 50 00	3	Rosetta di aggiustaggio mm 0,6	Shim mm 0.6	Rondelle d'ajustem. mm 0,6	Passcheibe mm 0,6
	22	55 23 50 01	3	Rosetta di aggiustaggio mm 0,8	Shim mm 0.8	Rondelle d'ajustem. mm 0,8	Passcheibe mm 0,8
	22	55 23 50 02	3	Rosetta di aggiustaggio mm 1	Shim mm 1	Rondelle d'ajustem. mm 1	Passcheibe mm 1
	22	55 23 50 03	3	Rosetta di aggiustaggio mm 1,2	Shim mm 1.2	Rondelle d'ajustem. mm 1,2	Passcheibe mm 1,2
	23	14 23 43 00	1	Asta	Rod	Tige	Keilwellestange
	24	14 23 46 00	4	Piolo per tamburo	Drum pin	Goupille de tambour	Keilwellestift
	25	14 23 24 00	1	Asta per forcellini	Shiftfork rod	Axe de fourchette	Schaltgabelstange
	26	14 23 05 01	2	Forcellini 1ª - 2ª - 3ª - 4ª	1st-2nd-3rd-4th shift fork	Fourchette 1ère-2ème-3ème-4ème	Schaltgabel für 1-2-3-4 Gang
	27	14 23 12 01	1	Forcellino 5ª	5th shift fork	Fourchette 5ème	Schaltgabel für 5. Gabel
	28	90 70 62 19	1	Guarnizione O.R.	O-Ring	O-Ring	O-Ring
	29	28 21 73 50	1	Rondella di spessore	Washer	Rondelle	Scheibe
	30	92 25 10 30	3	Gabbia a rullini	Needle cage	Cage à aiguilles	Nadelkäfig
	31	90 70 62 03	1	Anello di tenuta	Seal ring	Bague d'étanchéité	Dichtring

B13

LEVA COMANDO CAMBIO SHIFTER LEVER	LEVIER COMM. BOITE DE VITESSE GANGSCHALTUNG HEBEL		Tavola - Drawing Table - Bild	12

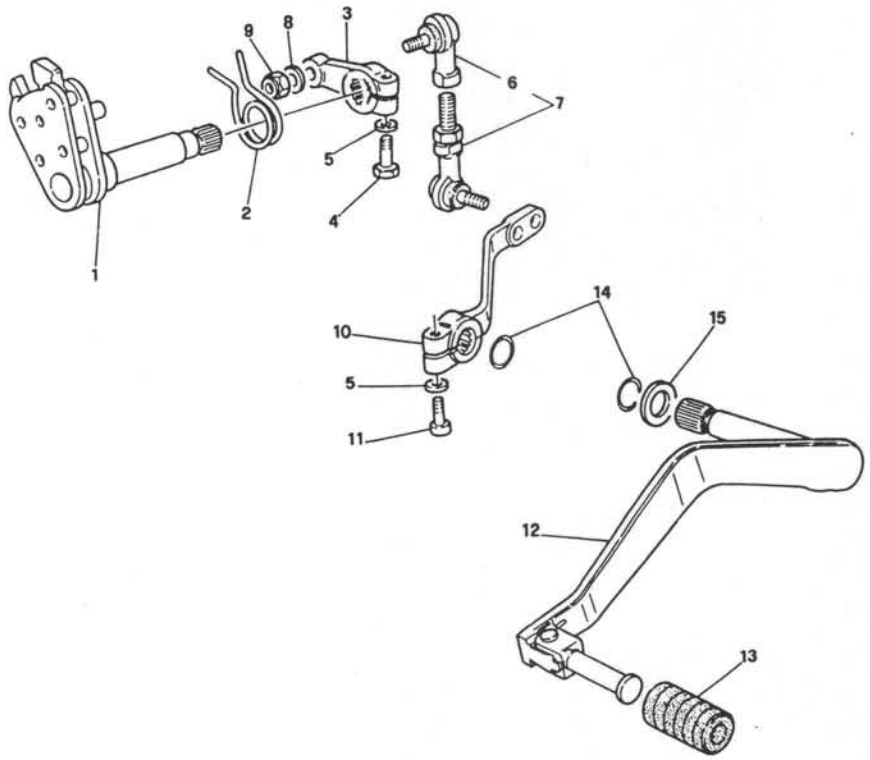

B14

LEVA COMANDO CAMBIO SHIFTER LEVER	LEVIER COMM. BOITE DE VITESSE GANGSCHALTUNG HEBEL		Tavola - Drawing Table - Bild	12

NOTE NOTES NOTES MARKE	POS. N.	N. COD. CODE No. Nr. CODE CODE Nr.	Q.TA Q.TY Q.TE M.GE	DENOMINAZIONE	DESCRIPTION	DESIGNATION	BEZEICHNUNG
	1	28 23 62 60	1	Preselettore compl.	Preselection, assy	Préselecteur compl.	Vorwall, Kpl.
	2	28 23 82 60	1	Molla richiamo preselettore	Spring	Ressort	Feder
	3	19 25 82 20	1	Leva comando	Lever	Levier	Hebel
	4	98 05 23 25	1	Vite	Screw	Vis	Schraube
	5	95 02 11 06	2	Rondella	Washer	Rondelle	Scheibe
	6	28 25 81 60	2	Snodo sferico	Gearshift	Rotule de levier B.V.	Schalthebelgriff
	7	30 25 77 30	1	Tirante completo	Rod	Tirant	Stange
	8	95 00 02 06	2	Rondella	Washer	Rondelle	Scheibe
	9	92 63 01 06	2	Dado autobloccante	Nut	Ecrou	Mutter
	10	30 25 69 30	1	Leva rinvio comando cambio	Lever	Levier	Hebel
	11	98 62 03 25	1	Vite	Screw	Vis	Schraube
	12	30 25 08 30	1	Leva comando cambio	Transmission lever	Levier de boîte à vitesses	Schalthebel
	13	27 25 10 15	1	Pedalino gomma	Rubber protection	Couvre-pédale	Gummiüberzug
	14	90 70 61 41	2	Anello OR	Ring OR	Bauge OR	Ring OR
	15	30 25 29 30	1	Distanziale	Spacer	Entretoise	Distanzstück

B15

FORCELLONE POSTERIORE REAR FORK	FOURCHE ARRIERE HINTERGABEL		Tavola - Drawing Table - Bild	13

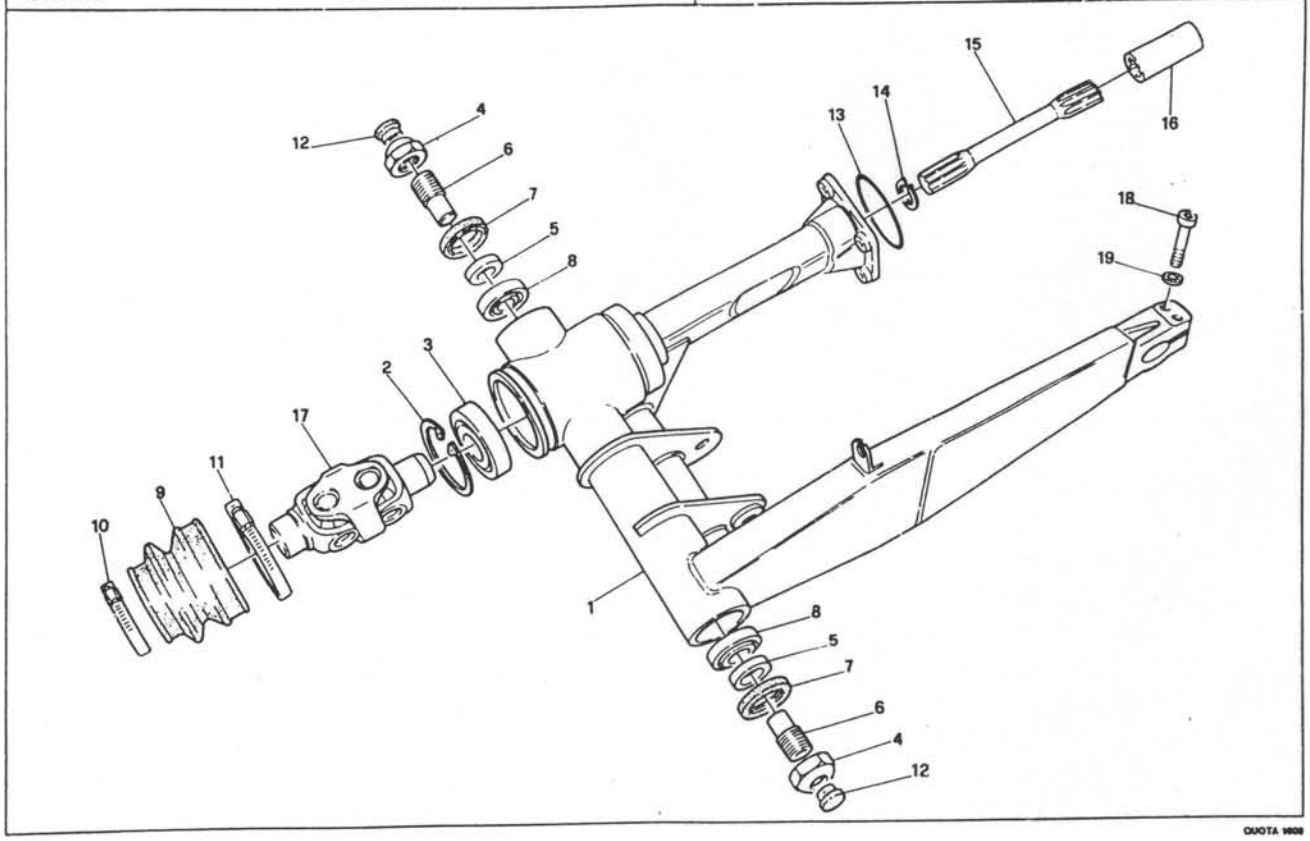

QUOTA 1608

B16

FORCELLONE POSTERIORE REAR FORK	FOURCHE ARRIERE HINTERGABEL		Tavola - Drawing Table - Bild	13

NOTE NOTES NOTES MARKE	POS. N.	N. COD. CODE No. Nr. CODE Code Nr.	Q.TA Q.TY Q.TE MGE	DENOMINAZIONE	DESCRIPTION	DESIGNATION	BEZEICHNUNG
	1	30 54 02 30	1	Forcellone posteriore	Rear fork	Fourche AR.	Radantrieb
	2	90 27 20 62	1	Anello seeger	Circlip	Jonc d'arret	Seegerring
	3	92 20 42 30	1	Cuscinetto	Bearing	Roulement	Kugellager
	4	14 54 78 00	2	Dado	Nut	Ecrou	Mutter
	5	12 54 72 00	2	Distanziale	Spacer	Entretoise	Distanzstueck
	6	14 54 70 01	2	Perno	Pin	Goujon	Stift
	7	90 40 30 40	2	Anello di tenuta	Ring	Bague	Ring
	8	92 24 92 17	2	Cuscinetto	Bearing	Rouelement	Kugellager
	9	18 54 80 00	1	Soffietto	Bellows	Soufflet	Faltenbag
	10	93 30 50 60	1	Fascetta piccola	Clamp	Collier	Schelle
	11	93 30 50 78	1	Fascetta grande	Clamp	Collier	Schelle
	12	93 18 01 05	2	Gommino	Rubber	Caoutchouc	Gummistück
	13	90 70 65 84	1	Anello OR	O-Ring	Bague OR	O-Ring
	14	90 27 10 20	1	Anello seeger	Ring	Bague	Ring
	15	29 32 63 00	1	Albero di trasmissione	Drive shaft	Arbre de transmission	Gelenkwelle
	16	12 32 77 00	1	Manicotto	Sleeve	Manchon	Manschette
	17	30 32 80 30	1	Doppio giunto cardanico	Coupling	Joint	Kardan Welle
	18	98 61 04 35	2	Vite	Screw	Vis	Schraube
	19	61 27 03 00	2	Rondella	Washer	Rondelle	Scheibe

QUOTA 1609

C1

TRASMISSIONE POSTERIORE REAR TRANSMISSION	TRANSMISSION AR. RADANTRIEBE		Tavola - Drawing Table - Bild	14

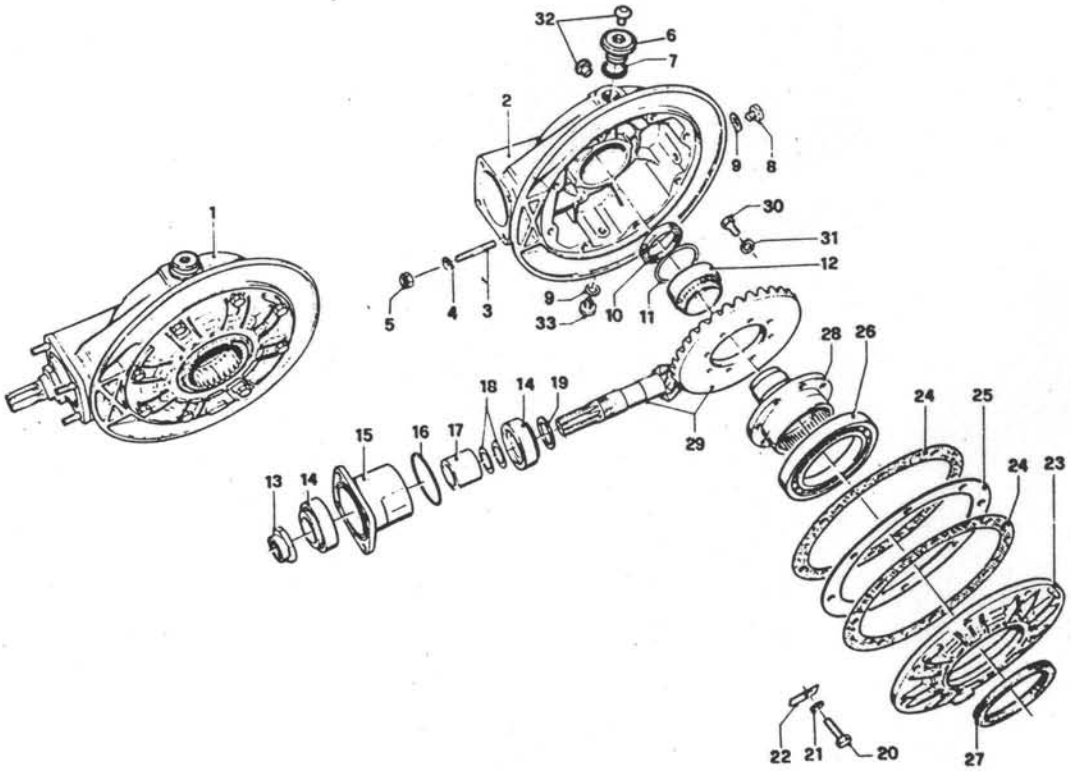

C2

TRASMISSIONE POSTERIORE REAR TRANSMISSION	TRANSMISSION AR. RADANTRIEBE		Tavola - Drawing Table - Bild	14

NOTE NOTES NOTES MARKE	POS N	N. COD. CODE No. Nr. CODE CODE Nr.	Q.TA Q.TY Q.TE M.GE	DENOMINAZIONE	DESCRIPTION	DESIGNATION	BEZEICHNUNG
	1	17 35 02 50	1	Scatola trasmissione completa	Transmission complete	Carter de transmission	Kraftübertragung, kpl.
	2	28 35 03 45	1	Scatola trasmissione nuda	Transmission housing	Carter de transmission	Kübertragunggehäuse
	3	96 50 80 45	4	Vite prigioniera	Stud	Goujon	Stiftschraube
	4	14 61 59 01	4	Rosetta	Washer	Rondelle	Scheibe
	5	92 75 00 85	4	Dado	Nut	Ecrou	Mutter
	6	19 35 12 00	1	Tappo olio	Oil plug	Bouchon d'huile	Ölschraube
	7	90 70 62 03	1	Anello OR	Ring OR	Bague OR	Ring OR
	8	95 98 02 14	1	Tappo livello olio	Level plug	Bouchon de niveau	Ölstand
	9	10 52 89 00	2	Rosetta alluminio	Washer	Rondelle	Scheibe
	10	90 40 38 50	1	Anello di tenuta	Seal ring	Bague d'étanchéité	Dichtring
	11	12 35 11 00	1	Anello di tenuta gabbia	Seal ring	Bague d'étanchéité	Dichtring
	12	92 25 43 40	1	Cuscinetto a rullini	Needle bearing	Roulement à aiguilles	Nadellager
	13	29 35 67 50	1	Dado	Nut	Ecrou	Mutter
	14	92 24 92 27	2	Cuscinetto a rulli conici	Taper roller bearing	Roulement conique	Kegelrollerlager
	15	18 35 24 00	1	Custodia	Flange	Flasque	Flansch
	16	90 70 65 84	2	Guarnizione	Gasket	Joint	Dichtung
	17	18 35 51 00	1	Distanziale	Spacer	Entretoise	Distanzstück
	18	12 35 52 02	1+2	Rosetta regolazione mm 0,1	Shim mm 0.1	Rondelle d'ajustem. mm 0,1	Passscheibe mm 0,1
	18	12 35 52 03	1+2	Rosetta regolazione mm 0,15	Shim mm 0.15	Rondelle d'ajust. mm 0,15	Passscheibe mm 0,15
	19	19 35 53 20	1+2	Spessore per pignone mm 1	Pinion shim mm 1	Cale d'épaisseur mm 1	Ausgleichscheibe mm 1
	19	19 35 53 21	1+2	Spessore per pignone mm 1,1	Pinion shim mm 1,1	Cale d'épaisseur mm 1,1	Ausgleichscheibe mm 1,1
	19	19 35 53 22	1+2	Spessore per pignone mm 1,2	Pinion shim mm 1,2	Cale d'épaisseur mm 1,2	Ausgleichscheibe mm 1,2
	19	19 35 53 23	1+2	Spessore per pignone mm 1,3	Pinion shim mm 1,3	Cale d'épaisseur mm 1,3	Ausgleichscheibe mm 1,3
	19	19 35 53 24	1+2	Spessore per pignone mm 1,4	Pinion shim mm 1,4	Cale d'épaisseur mm 1,4	Ausgleichscheibe mm 1,4
	19	19 35 53 25	1+2	Spessore per pignone mm 1,5	Pinion shim mm 1,5	Cale d'épaisseur mm 1,5	Ausgleichscheibe mm 1,5
	19	19 35 53 26	1+2	Spessore per pignone mm 1,6	Pinion shim mm 1,6	Cale d'épaisseur mm 1,6	Ausgleichscheibe mm 1,6
	19	19 35 53 27	1+2	Spessore per pignone mm 1,7	Pinion shim mm 1,7	Cale d'épaisseur mm 1,7	Ausgleichscheibe mm 1,7
	19	19 35 53 28	1+2	Spessore per pignone mm 1,8	Pinion shim mm 1,8	Cale d'épaisseur mm 1,8	Ausgleichscheibe mm 1,8
	19	19 35 53 29	1+2	Spessore per pignone mm 1,9	Pinion shim mm 1,9	Cale d'épaisseur mm 1,9	Ausgleichscheibe mm 1,9
	20	98 05 44 25	8	Vite	Screw	Vis	Schraube
	21	61 27 03 00	8	Rosetta	Washer	Rondelle	Scheibe
	22	95 18 70 08	8	Piastrina di sicurezza	Lock plate	Plaquette d'arrêt	Sicherungsblech
	23	17 35 04 00	1	Flangia per scatola	Flange	Flasque	Flansch
	24	17 35 07 00	2	Guarnizione	Gasket	Joint	Dichtung
	25	17 35 54 00	1	Spessore di regolazione mm 0,8	Shim mm 0.8	Cale d'épaisseur mm 0,8	Ausgleichscheibe mm 0,8
	25	17 35 54 02	1	Spessore di regolazione mm 0,9	Shim mm 0.9	Cale d'épaisseur mm 0,9	Ausgleichscheibe mm 0,9
	25	17 35 54 04	1	Spessore di regolazione mm 1	Shim mm 1	Cale d'épaisseur mm 1	Ausgleichscheibe mm 1
	25	17 35 54 06	1	Spessore di regolazione mm 1,1	Shim mm 1,1	Cale d'épaisseur mm 1,1	Ausgleichscheibe mm 1,1
	25	17 35 54 08	1	Spessore di regolazione mm 1,2	Shim mm 1,2	Cale d'épaisseur mm 1,2	Ausgleichscheibe mm 1,2
	25	17 35 54 10	1	Spessore di regolazione mm 1,3	Shim mm 1,3	Cale d'épaisseur mm 1,3	Ausgleichscheibe mm 1,3

C3

TRASMISSIONE POSTERIORE REAR TRANSMISSION	TRANSMISSION AR. RADANTRIEBE		Tavola - Drawing Table - Bild	14

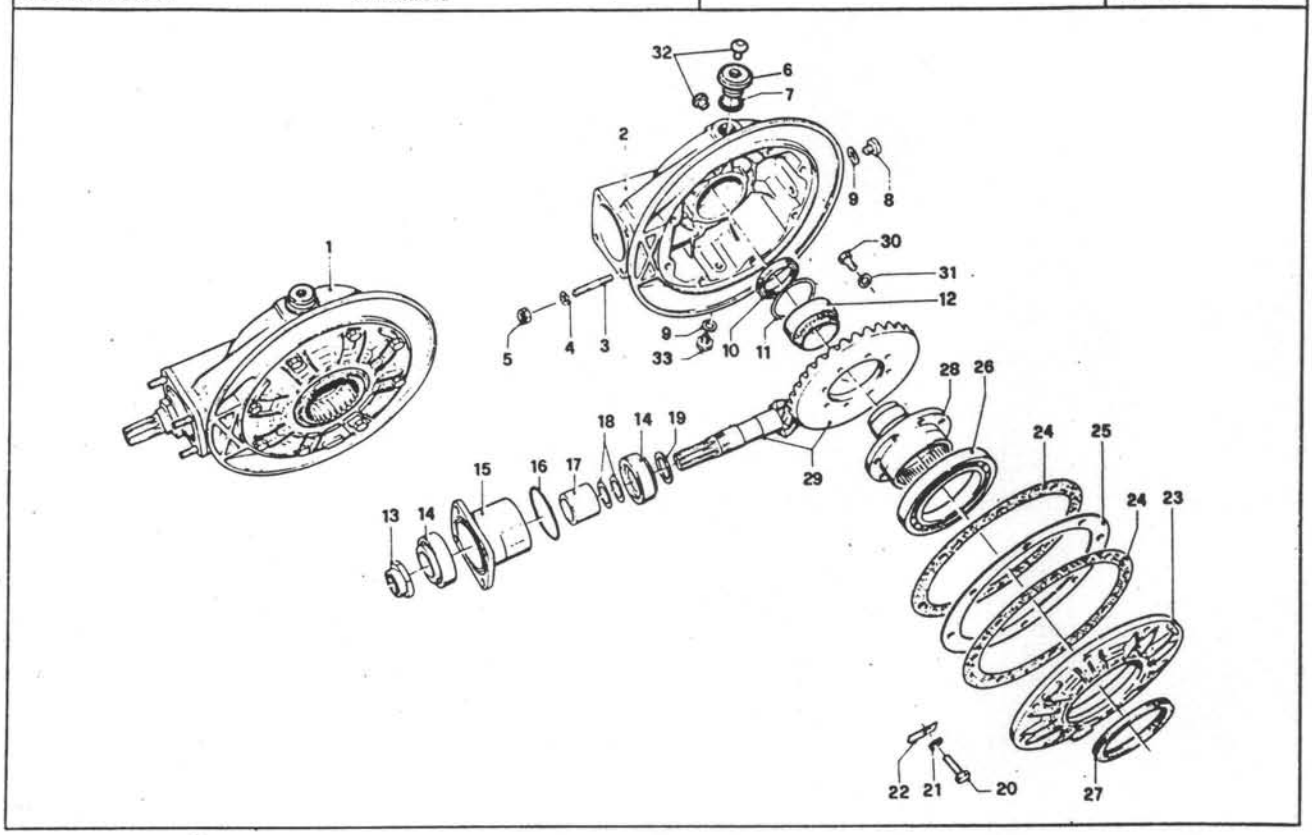

C4

TRASMISSIONE POSTERIORE REAR TRANSMISSION	TRANSMISSION AR. RADANTRIEBE		Tavola - Drawing Table - Bild	14

NOTE NOTES NOTES MARKE	POS. N	N. COD. CODE No. Nr. CODE CODE Nr	Q.TA Q.TY Q.TE M.GE	DENOMINAZIONE	DESCRIPTION	DESIGNATION	BEZEICHNUNG
	25	17 35 54 12	1	Spessore di regolazione mm 1,5	Shim mm 1.5	Cale d'épaisseur mm 1,5	Ausgleichscheibe mm 1,5
	26	92 20 10 70	1	Cuscinetto a sfere	Ball bearing	Roulement à billes	Kugellager
	27	90 40 70 85	1	Anello di tenuta	Seal ring	Bague d'étanchéité	Dichtring
	28	17 35 14 00	1	Perno forato	Drive flange	Bride de traction	Mitnehmarflanch
	29	17 35 46 50	1	Coppia conica (7/33)	Bevel gear (7/33)	Couple conique (7/33)	Tellerradsatz (7/33)
	30	12 35 63 00	8	Vite	Screw	Vis	Schraube
	31	14 61 59 01	8	Rondella	Washer	Rondelle	Scheibe
	32	93 18 02 45	2	Tappo in gomma	Plug	Bouchon	Stopfen
	33	30 20 52 00	1	Tappo scarico olio	Drain plug	Bouchon de vidange	Ablasstand

C5

TELAIO - CULLE - CAVALLETTO CENTRALE FRAME - FOOT REST - CENTRAL STAND	CHASSIS - REPOSE PIEDS - BEQUILLE CENTRALE RAHMEN - FUSSRASTE - ZENTRALSTÄNDER		Tavola - Drawing Table - Bild	15

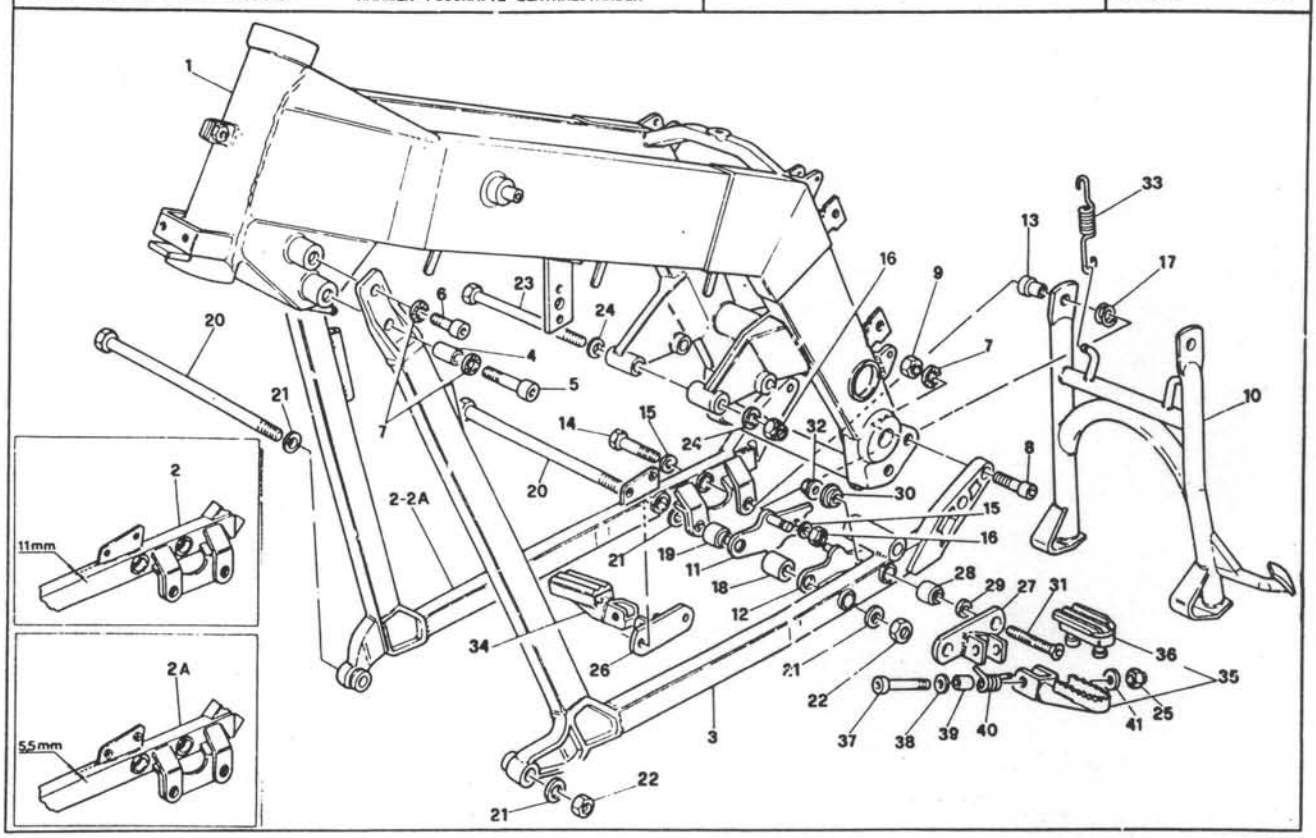

C6

TELAIO - CULLE - CAVALLETTO CENTRALE FRAME - FOOT REST - CENTRAL STAND	CHASSIS - REPOSE PIEDS - BEQUILLE CENTRALE RAHMEN - FUSSRASTE - ZENTRALSTÄNDER		Tavola - Drawing Table - Bild	15

NOTE NOTES NOTES MARKE	POS. N.	N. COD. CODE No. Nr. CODE CODE Nr.	Q.TA Q.TY Q.TE M.GE	DENOMINAZIONE	DESCRIPTION	DESIGNATION	BEZEICHNUNG
	1	30 40 01 30	1	Telaio	Frame	Chassis	Rahmen
	● 2	30 42 03 30	1	Braccio culla destro (1ª serie)	R.H. arm (1st series)	Bras D. (1ère series)	Arm Re. (1. Serie)
	■ 2A	30 42 03 31	1	Braccio culla destro (2ª serie)	R.H. arm (2nd series)	Bras D. (2ème series)	Arm Re. (2. Serie)
	3	30 42 21 30	1	Braccio culla sinistro	L.H. arm	Bras G.	Arm Li.
	4	91 18 10 23	2	Distanziale	Spacer	Entretoise	Distanzstueck
	5	98 61 35 50	2	Vite lunga fissaggio culla	Screw	Vis	Schraube
	6	98 61 05 30	2	Vite corta fissaggio culla	Screw	Vis	Schraube
	7	95 12 92 40	8	Rondella elastica	Spring washer	Rondelle élastique	Federring
	8	98 61 36 25	4	Vite	Screw	Vis	Schraube
	9	92 60 13 12	4	Dado	Nut	Ecrou	Mutter
	10	30 43 03 30	1	Cavalletto centrale	Stand	Bequille	Ständer
	11	14 43 29 00	1	Piastra destra	R.H. plate	Plaque D.	Platte Re.
	12	14 43 32 00	1	Piastra sinistra	L.H. plate	Plaque G.	Platte Li.
	13	30 25 20 30	2	Distanziale	Spacer	Entretoise	Distanzstöck
	14	98 05 25 55	2	Vite fissaggio cavalletto	Screw	Vis	Schraube
	15	95 12 91 80	4	Rondella	Washer	Rondelle	Arandella
	16	92 63 01 10	4	Dado autobloccante	Nut	Ecrou	Mutter
	17	94 32 22 15	2	Molla rasamento	Spring	Ressort	Feder
	18	14 42 96 00	2	Distanziale	Spacer	Entretoise	Distanzstöck
	19	30 43 35 30	2	Distanziale	Spacer	Entretoise	Distanzstöck
	20	30 42 95 30	2	Tirante	Tie rod	Tirant	Zuganker
	21	95 00 02 13	4	Rondella	Washer	Rondelle	Scheibe
	22	92 60 23 12	2	Dado	Nut	Ecrou	Mutter
	23	30 42 96 30	2	Tirante	Tie rod	Tirant	Zuganker
	24	95 00 42 10	4	Rondella	Washer	Rondelle	Scheibe
	25	92 63 01 08	2	Dado autobloccante	Nut	Ecrou	Mutter
	26	30 44 35 30	1	Supporto pedana destra	R.H. bracket	Etrier D.	Buegel, R.
	27	30 44 60 30	1	Supporto pedana sinistra	L.H. bracket	Etrier G.	Buegel, L.
	28	93 20 22 08	4	Fissaggio elastico	Fairing	Element antivibrant	Verkleidung
	29	30 42 70 30	4	Distanziale	Spacer	Entretoise	Distanzstueck
	30	30 42 42 30	4	Rondella con collarino	Washer	Rondelle	Scheibe
	31	98 25 08 50	4	Vite	Screw	Vis	Schraube
	32	92 63 05 08	4	Dado	Nut	Ecrou	Mutter
	33	12 43 40 01	2	Molla richiamo cavalletto	Spring	Ressort	Feder
	34	27 44 02 10	1	Pedana destra	R.H. foot rest	Rep. pieds D.	Fussrastes R.
	35	27 44 13 10	1	Pedana sinistra	L.H. foot rest	Rep. pieds G.	Fussrastes L.
	36	27 44 32 10	1	Gommino per pedana	Rubber	Caoutchouc	Gummistöck
	37	98 62 24 30	2	Vite	Screw	Vis	Schraube
	38	14 61 59 01	4	Rondella	Washer	Rondelle	Scheibe
	39	91 18 06 17	2	Distanziale	Spacer	Entretoise	Distanzstöck

TELAIO - CULLE - CAVALLETTO CENTRALE FRAME - FOOT REST - CENTRAL STAND	CHASSIS - REPOSE PIEDS - BEQUILLE CENTRALE RAHMEN - FUSSRASTE - ZENTRALSTÄNDER		Tavola - Drawing Table - Bild	15

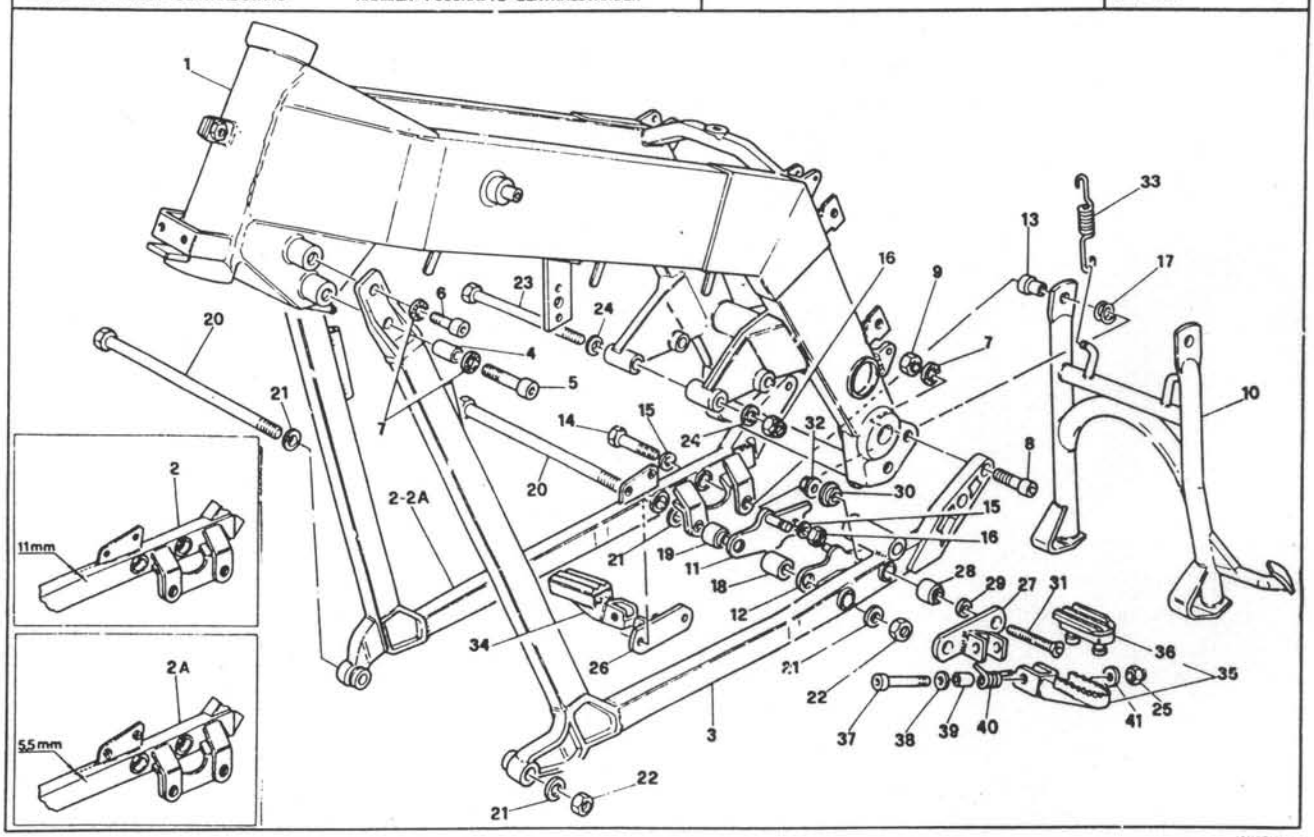

C8

TELAIO - CULLE - CAVALLETTO CENTRALE FRAME - FOOT REST - CENTRAL STAND	CHASSIS - REPOSE PIEDS - BEQUILLE CENTRALE RAHMEN - FUSSRASTE - ZENTRALSTÄNDER		Tavola - Drawing Table - Bild	15

NOTE NOTES NOTES MARKE	POS. N.	N. COD. CODE No. Nr. CODE CODE Nr.	Q.TA Q.TY Q.TE M.GE	DENOMINAZIONE	DESCRIPTION	DESIGNATION	BEZEICHNUNG
	40	27 44 11 10	2	Molla	Spring	Ressort	Feder
	41	95 00 42 06	2	Rondella	Washer	Rondelle	Scheibe

● Abbinato al pedale comando freno posteriore (1ª serie) cod. 30 67 70 30 (vedere coord. D13-D14 pos. 1)
Made for rear brake command pedal (1st series) cod. 30 67 70 30 (see coord. D13-D14 pos.1)
Accouplé à la pédale de commande du frein arrière (1ère série) réf. 30 67 70 30 (voir coord. D13-D14 pos. 1)
Gekoppelt mit Bremspedal hinten (1. Serie) Code 30 67 70 30 (siehe Koord. D13-D14 Pos. 1)

▲ Abbinato al pedale comando freno posteriore (2ª serie) cod. 30 67 70 31 (vedere coord. D13-D14 pos. 1A)
Made for rear brake command pedal (2nd series) cod. 30 67 70 31 (see coord. D13-D14 pos.1A)
Accouplé à la pédale de commande du frein arrière (2ème série) réf. 30 67 70 31 (voir coord. D13-D14 pos. 1A)
Gekoppelt mit Bremspedal hinten (2. Serie) Code 30 67 70 31 (siehe Koord. D13-D14 Pos. 1A)

C9

TELAIO POSTERIORE REAR FRAME	CHASSIS ARRIERE HINTERRAHMEN		Tavola - Drawing Table - Bild	16

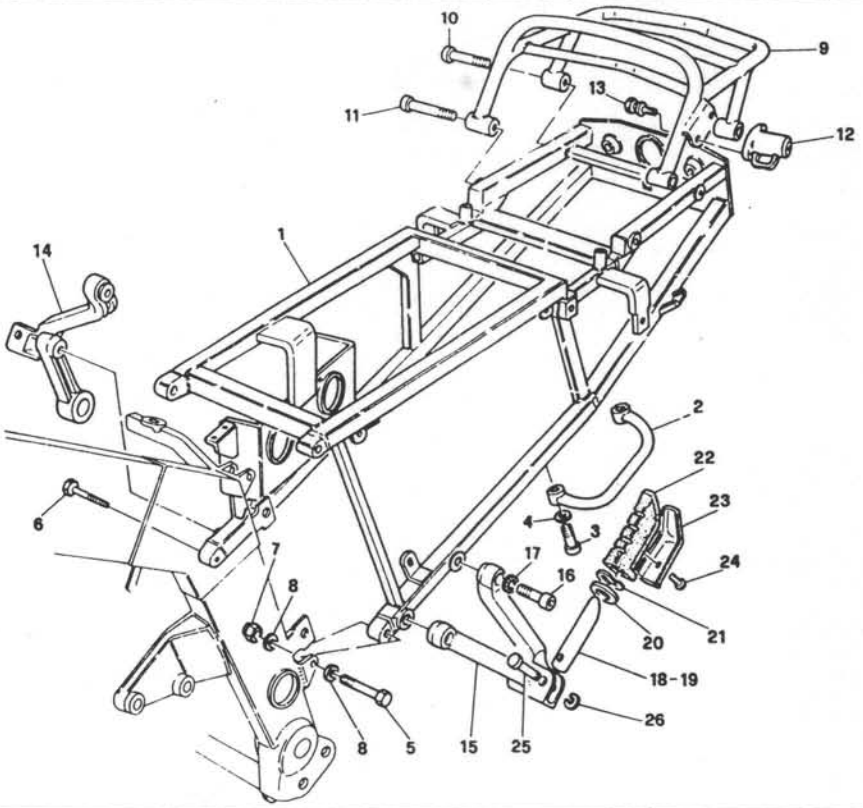

C10

TELAIO POSTERIORE REAR FRAME	CHASSIS ARRIERE HINTERRAHMEN		Tavola - Drawing Table - Bild	16

NOTE NOTES NOTES MARKE	POS. N.	N. COD. CODE No. Nr. CODE CODE Nr.	Q.TA Q.TY Q.TE M.GE	DENOMINAZIONE	DESCRIPTION	DESIGNATION	BEZEICHNUNG
	1	30 42 56 30	1	Telaio posteriore	Rear frame	Chassis AR.	Hinterrahmen
	2	30 46 43 30	1	Maniglia sollevamento motociclo	Handle	Poignée	Griff
	3	98 61 24 25	2	Vite	Screw	Vis	Schraube
	4	14 61 59 01	2	Rondella	Washer	Rondelle	Scheibe
	5	98 05 24 40	3	Vite	Screw	Vis	Schraube
	6	98 05 24 45	1	Vite	Screw	Vis	Schraube
	7	92 66 00 06	4	Dado	Nut	Ecrou	Mutter
	8	95 00 02 06	8	Rondella	Washer	Rondelle	Scheibe
	9	30 46 65 30	1	Portapacchi	Parcel rack	Porte bagages	Gepackhalter
	10	98 82 04 40	2	Vite	Screw	Vis	Schraube
	11	98 82 04 45	2	Vite	Screw	Vis	Schraube
	12	66 46 68 15	1	Serratura portacasco	Lock	Serrure	Schloss
	13	66 46 81 15	2	Vite a rottura	Screw	Vis	Schraube
	14	30 44 46 30	1	Supporto Dx. pedana passeggero	R.H. bracket foot-rest	Etrier D. repose-pieds	Buegel, R. Fussraste
	15	30 44 47 30	1	Supporto Sx. pedana passeggero	L.H. bracket foot-rest	Etrier G. repose-pieds	Buegel, L. Fussraste
	16	98 61 04 35	4	Vite	Screw	Vis	Schraube
	17	14 61 59 01	4	Rondella di sicurezza	Washer	Rondelle	Scheibe
	18	66 44 07 30	1	Tubo porta pedana Dx.	R.H. foot rest arm	Bras de repose-pieds D.	Fussrastearm Re.
	19	66 44 18 30	1	Tubo porta pedana Sx.	L.H. foot rest arm	Bras de repose-pieds G.	Fussrastearm Li.
	20	66 44 16 30	2	Rondella di spessore	Washer	Rondelle	Scheibe
	21	51 60 96 00	2	Rondella elastica	Spring washer	Rondelle élastique	Federring
	22	66 44 32 30	2	Pedana in gomma	Foot rest rubber	Caoutch. de rep-pieds	Fussrastegummi
	23	66 44 12 30	2	Piastrino per pedana	Foot rest plate	Plaque repose pieds	Fussraste
	24	98 29 04 08	4	Vite	Screw	Vis	Schraube
	25	30 44 06 30	2	Perno	Pin	Pivot	Bolzen
	26	90 28 00 06	2	Anello elastico	Ring	Bague	Ring

C11

CARROZZERIA BODY	CARROSSERIE KARROSSERIE		Tavola - Drawing Table - Bild	17

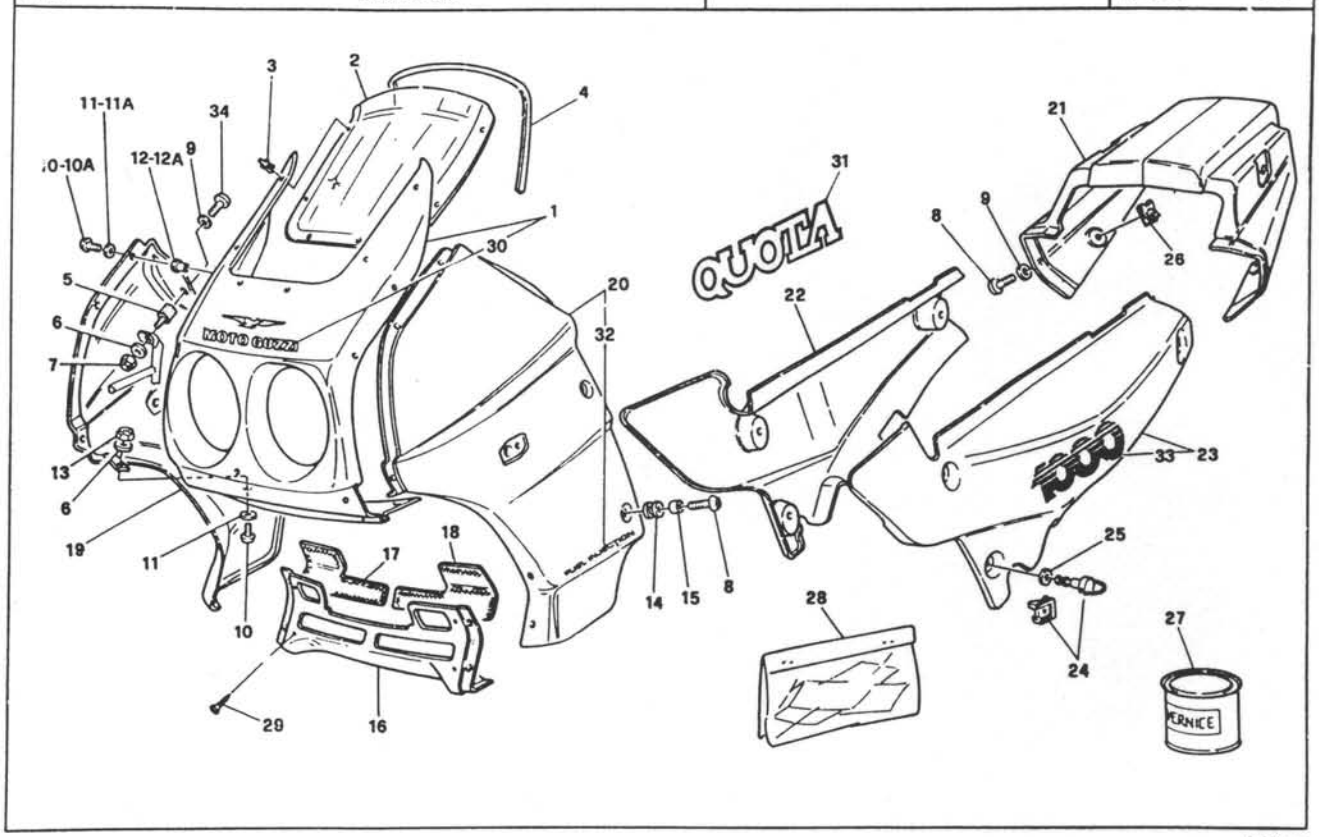

C12

CARROZZERIA BODY	CARROSSERIE KARROSSERIE		Tavola - Drawing Table - Bild	17

NOTE NOTES NOTES MARKE	POS. N.	N. COD. CODE No. Nr. CODE CODE Nr.	Q.TA QTY Q.TE M.GE	DENOMINAZIONE	DESCRIPTION	DESIGNATION	BEZEICHNUNG
	1	30 57 54 30/1	1	Cupolino ant. (grezzo)	Fairing (blank)	Carenage (brut)	Verkleidung (Ohne-farbe)
	1	30 57 54 31	1	Cupolino ant. (blu metallizzato)	Fairing (metalized blue)	Carenage (bleu métallisé)	Verkleidung (metall. blau)
	1	30 57 54 32	1	Cupolino ant. (amaranto metallizzato)	Fairing (metalized amaranto)	Carenage (amaranto métallisé)	Verkleidung (metall. amaranto)
	2	30 57 72 30	1	Parabrezza	Windshield	Para-brise	Windschutzscheibe
	3	23 92 22 10	6	Rivetto fiss. parabrezza	Rivet	Rivet	Niet
	● 4	823 931 070	–	Guarnizione parabrezza	Garket	Joint	Dichtung
	5	93 22 20 20	2	Fissaggio antivibrante	Fairing damper bushing	Element antivibrant du carenage	Verkleidungschwingungsdämpfer
	6	95 00 02 06	4	Rondella	Washer	Rondelle	Scheibe
	7	92 63 01 06	2	Dado	Nut	Ecrou	Mutter
	8	98 23 06 22	6	Vite	Screw	Vis	Schraube
	9	30 57 78 30	4	Rondella	Washer	Rondelle	Scheibe
	10	98 23 06 19	12	Vite Ø 6 mm	Screw	Vis	Schraube
	10A	98 23 05 15	12	Vite Ø 5 mm	Screw	Vis	Schraube
	11	29 57 78 60	12	Rondella Ø 6 mm	Washer	Rondelle	Scheibe
	11A	30 57 78 00	12	Rondella Ø 5 mm	Washer	Rondelle	Scheibe
	12	93 23 16 06	12	Fissaggio elastico Ø 6 mm	Fairing	Element antivibrant	Verkleidung
	12A	93 23 16 05	12	Fissaggio elastico Ø 5 mm	Fairing	Element antivibrant	Verkleidung
	13	92 63 02 06	2	Dado autobloccante basso	Nut	Ecrou	Mutter
	14	91 55 10 82	4	Gommino	Rubber	Caoutchouc	Gummistück
	15	91 18 06 08	4	Distanziale	Spacer	Entretoise	Distanzstück
	16	30 57 59 30/1	1	Traversa (grezzo)	Cross member (blank)	Traverse (brut)	Traverse (Ohne-farbe)
	16	30 57 59 31	1	Traversa (blu metallizzato)	Cross member (metalized blue)	Traverse (bleu métallisé)	Traverse (metall. blau)
	16	30 57 59 32	1	Traversa (amaranto metallizzato)	Cross member (metalized amaranto)	Traverse (amaranto métallisé)	Traverse (metall. amaranto)
	17	30 57 58 30	1	Retina destra	Net R.H.	Reseau D.	Netz R.
	18	30 57 58 31	1	Retina sinistra	Net L.H.	Reseau G.	Netz L.
	19	30 57 03 30/1	1	Fiancata Dx. cupolino (grezzo)	R.H. leg support fairing (blank)	Recouvrement D. (brut)	Verkleidung R. (Ohne-farbe)
	19	30 57 03 31	1	Fiancata Dx. cupolino (blu metallizzato)	R.H. leg support fairing (metalized blue)	Recouvrement D. (bleu métallisé)	Verkleidung R. (metall. blau)
	19	30 57 03 32	1	Fiancata Dx. cupolino (amaranto metallizzato)	R.H. leg support fairing (metalized amaranto)	Recouvrement D. (amaranto métallisé)	Verkleidung R. (metall. amaranto)
	20	30 57 04 30/1	1	Fiancata Sx. cupolino (grezzo)	L.H. leg support fairing (blank)	Recouvrement G. (brut)	Verkleidung L. (Ohne-farbe)
	20	30 57 04 31	1	Fiancata Sx. cupolino (blu metallizzato)	L.H. leg support fairing (metalized blue)	Recouvrement G. (bleu métallisé)	Verkleidung L. (metall. blau)
	20	30 57 04 32	1	Fiancata Sx. cupolino (amaranto metallizzato)	L.H. leg support fairing (metalized amaranto)	Recouvrement G. (amaranto métallisé)	Verkleidung L. (metall. amaranto)
	21	30 46 64 30/1	1	Codino (grezzo)	Rear part for seat (blank)	Partie ar. selle (brut)	Einsitz. Bankrücken (Ohne-farbe)
	21	30 46 64 31	1	Codino (blu metallizzato)	Rear part for seat (metalized blue)	Partie ar. selle (bleu métallisé)	Einsitz. Bankrücken (metall. blau)
	21	30 46 64 32	1	Codino (amaranto metallizzato)	Rear part for seat (metalized amaranto)	Partie ar. selle (amaranto métallisé)	Einsitz. Bankrücken (metall. amaranto)

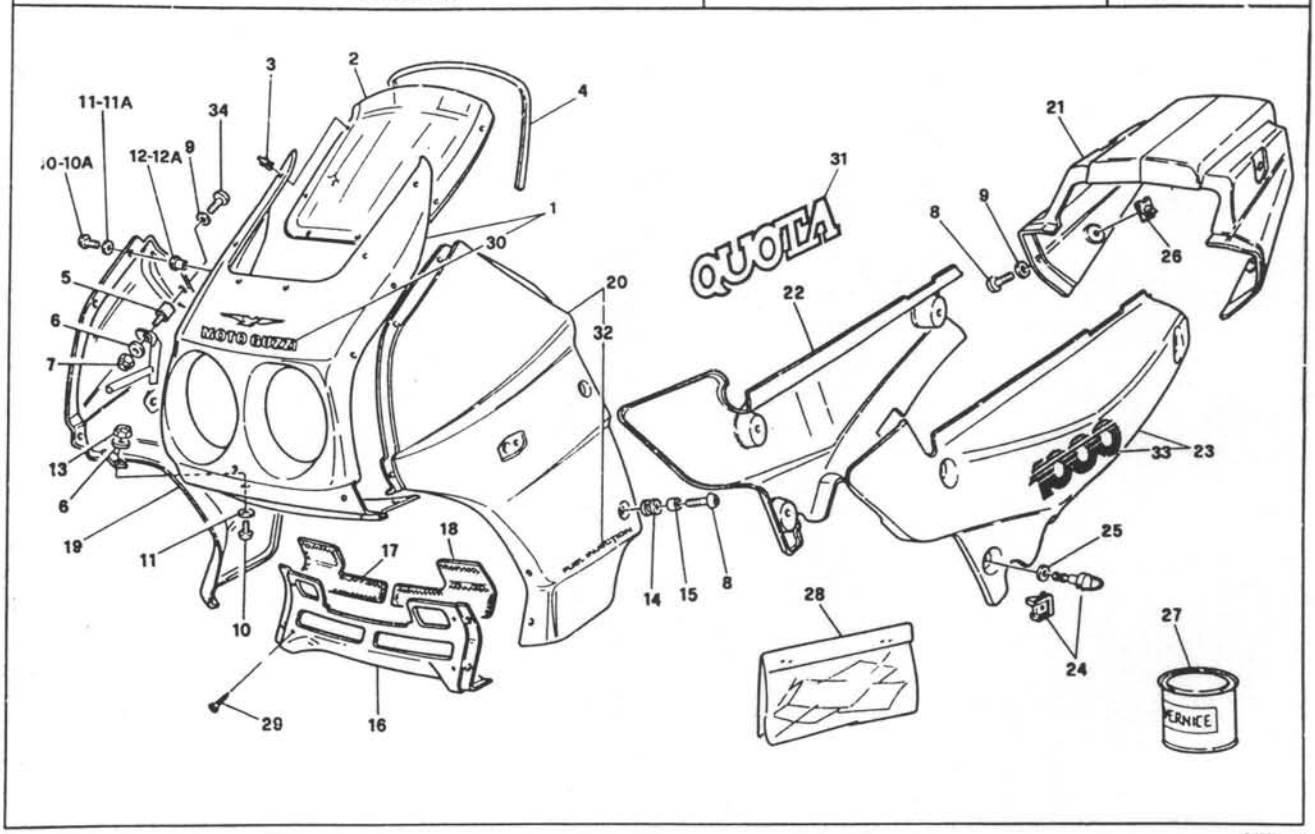

C14

NOTE NOTES NOTES MARKE	POS. N.	N. COD. CODE No. Nr. CODE CODE Nr.	Q.TA Q.TY Q.TE M.GE	DENOMINAZIONE	DESCRIPTION	DESIGNATION	BEZEICHNUNG
	22	30 47 62 30/1	1	Fiancata copriaccumulatore Dx. (grezzo)	R.H. side cover (blank)	Recouvrement D. (brut)	R. Verkleidung (Ohne-farbe)
	22	30 47 62 31	1	Fiancata copriaccumulatore Dx. (blu metallizzato)	R.H. side cover (metallized blue)	Recouvrement D. (bleu métallisé)	R. Verkleidung (metall. blau)
	22	30 47 62 32	1	Fiancata copriaccumulatore Dx. (amaranto metallizzato)	R.H. side cover (metallized amaranto)	Recouvrement D. (amaranto métallisé)	R. Verkleidung (metall. amaranto)
	23	30 47 63 30/1	1	Fiancata copriaccumulatore Sx. (grezzo)	L.H. side cover (blank)	Recouvrement G. (brut)	L. Verkleidung (Ohne-farbe)
	23	30 47 63 31	1	Fiancata copriaccumulatore Sx. (blu metallizzato)	L.H. side cover (metallized blue)	Recouvrement G. (bleu métallisé)	L. Verkleidung (metall. blau)
	23	30 47 63 32	1	Fiancata copriaccumulature Sx. (amaranto metallizzato)	L.H. side cover (metallized amaranto)	Recouvrement G. (amaranto métallisé)	L. Verkleidung (metall. amaranto)
	24	97 25 06 17	6	Perno fissaggio rapido	Pin	Pivot	Bolzen
	25	30 57 78 00	12	Rondella	Washer	Rondelle	Scheibe
	26	28 57 65 90	2	Clips	Split pin	Goupilles	Splint
	27	897 393 227	–	Kg. 1 vernice (blu metallizzato)	Paint Kg.1 (metallized blue)	Vernis (bleu métallisé) K.1	Slack k.1 (metall. blau)
	27	897 393 151	–	Kg. 1 vernice (amaranto metallizzato)	Paint Kg.1 (metallized amaranto)	Vernis (amaranto métallisé) K.1	Slack k.1 (metall. amaranto)
	28	30 92 33 30	1	Serie decalcomanie (verde/bianco)	Decal set (green/white)	Jeu décal (vert/blanc)	Abziehbild (grün/weiss)
	29	99 21 03 11	6	Vite autofilettante	Screw	Vis	Schraube
	30	30 91 78 30	1	Decalcomania "MOTO GUZZI"	Decal	Décal	Abziehbild
	31	30 92 35 30	2	Decalcomania "QUOTA"	Decal	Décal	Abziehbild
	32	30 92 25 30	2	Decalcomania "FUEL INJECTION"	Decal	Décal	Abziehbild
	33	30 92 21 30	2	Decalcomania "1000"	Decal	Décal	Abziehbild
	34	98 23 06 16	2	Vite	Screw	Vis	Schraube

● **Specificare le quantità in metri (1m-2m-ecc.)**
Indicate quantity required in metres (1m-2m-etc.)
Indiquer quantités en mètres (1m-2m-etc.)
Lieferbarin Meter (1m-2m-etc. bestellen)

C15

SERBATOIO CARBURANTE - SELLA FUEL TANK - SEAT	RESERVOIR CARBURANT - SIEGE KRÄFTSTOFFBEHÄLTER - SATTEL		Tavola - Drawing Table - Bild	18

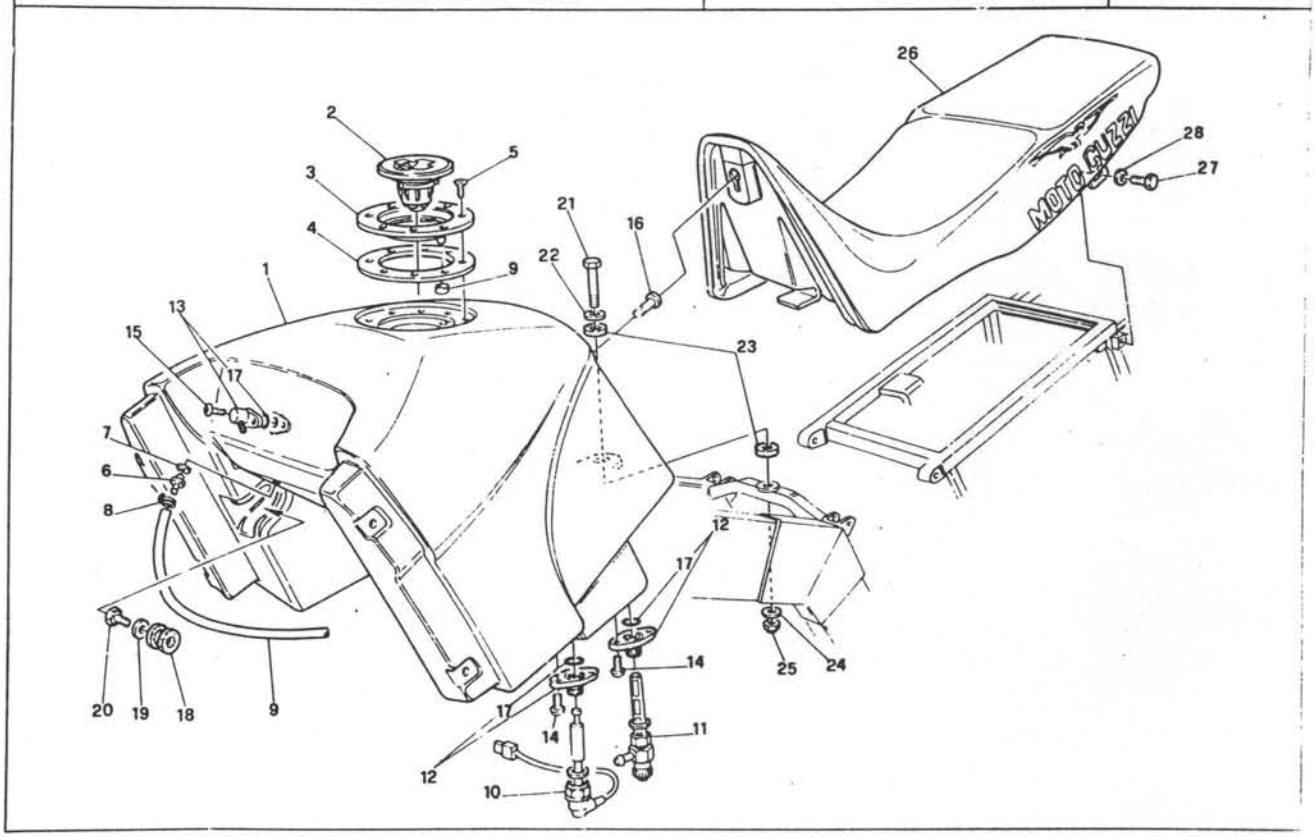

QUOTA 1800

C16

SERBATOIO CARBURANTE - SELLA FUEL TANK - SEAT	RESERVOIR CARBURANT - SIEGE KRÄFTSTOFFBEHÄLTER - SATTEL		Tavola - Drawing Table - Bild	18

NOTE NOTES NOTES MARKE	POS N	N. COD CODE No Nr. CODE CODE Nr	Q.TA Q.TY Q.TE MGE	DENOMINAZIONE	DESCRIPTION	DESIGNATION	BEZEICHNUNG
	1	30 10 02 30/1	1	Serbatoio carburante (grezzo)	Fuel tank (blank)	Réservoir carburant (brut)	Kräftstofbehälter (Ohne-farbe)
	1	30 10 02 31	1	Serbatoio carburante (blu metallizzato)	Fuel tank (metalized blue)	Réservoir carburant (bleu métallisé)	Kräftstofbehälter (metall. bläu)
	1	30 10 02 32	1	Serbatoio carburante (amaranto metallizzato)	Fuel tank (metalized amaranto)	Réservoir carburant (amaranto métallisé)	Kräftstofbehälter (metall. amaranto)
	2	30 10 41 00	1	Tappo serbatoio	Tank cap	Bouchon réservoir	Behälterstopfen
	3	30 10 23 00	1	Ghiera per tappo	Ring nut	Embouge	Nutmutter
	4	30 10 17 00	1	Guarnizione	Gasket	Joint	Dichtung
	5	98 25 05 12	8	Vite	Screw	Vis	Schraube
	6	30 10 37 30	1	Raccordo	Union	Raccord	Hosenrohr
	7	30 10 46 30	1	Guarnizione	Gasket	Joint	Dichtung
	8	61 10 35 00	1	Fascetta	Clamp	Collier	Schelle
	● 9	823 944 050	–	Tubazione	Pipe	Tuyau	Rohr
	10	30 10 30 30	1	Indicatore riserva carburante	Fuel gauge	Indicateur niveau reservoir	Tankanzeiger
	11	29 10 54 60	2	Rubinetto carburante	Fuel cock	Robbinet	Kraftstoffhahn
	12	30 10 18 30	3	Ghiera per rubinetto e indicatore	Grooved nut	Ecrou rainure	Nutmutter
	13	30 10 17 30	1	Ghiera ritorno carburante	Grooved nut	Ecrou rainure	Nutmutter
	14	98 23 05 10	6	Vite Ø5 mm	Screw	Vis	Schraube
	15	98 23 06 12	2	Vite Ø6mm	Screw	Vis	Schraube
	16	30 10 32 30	1	Vite	Screw	Vis	Schraube
	17	30 53 05 45	4	Guarnizione OR	Gasket	Joint	Dichtung
	18	91 55 11 66	2	Gommino	Rubber	Caoutchouc	Gummi
	19	95 10 02 56	2	Rondella	Washer	Rondelle	Scheibe
	20	98 05 44 16	2	Vite	Screw	Vis	Schraube
	21	98 05 23 50	1	Vite	Screw	Vis	Schraube
	22	95 10 01 41	1	Rondella	Washer	Rondelle	Scheibe
	23	93 11 00 82	2	Gommino	Rubber	Caoutchouc	Gümmi
	24	95 00 02 06	1	Rondella	Washer	Rondelle	Scheibe
	25	92 63 01 06	1	Dado autobloccante	Nut	Ecrou	Mutter
	26	30 46 05 30	1	Sella	Saddle	Selle	Sattel
	27	98 05 44 16	2	Vite	Screw	Vis	Schraube
	28	95 00 42 06	2	Rondella	Washer	Rondelle	Scheibe

● Specificare le quantità in metri (1m-2m-ecc.)
Indicate quantity required in metres (1m-2m-etc.)
Indiquer quantités en mètres (1m-2m-etc.)
Lieferbarin Meter (1m-2m-etc. bestellen)

D1

PARAFANGHI MUDGUARD	GARDE BOVE KOTFLÜGEL		Tavola - Drawing Table - Bild	19

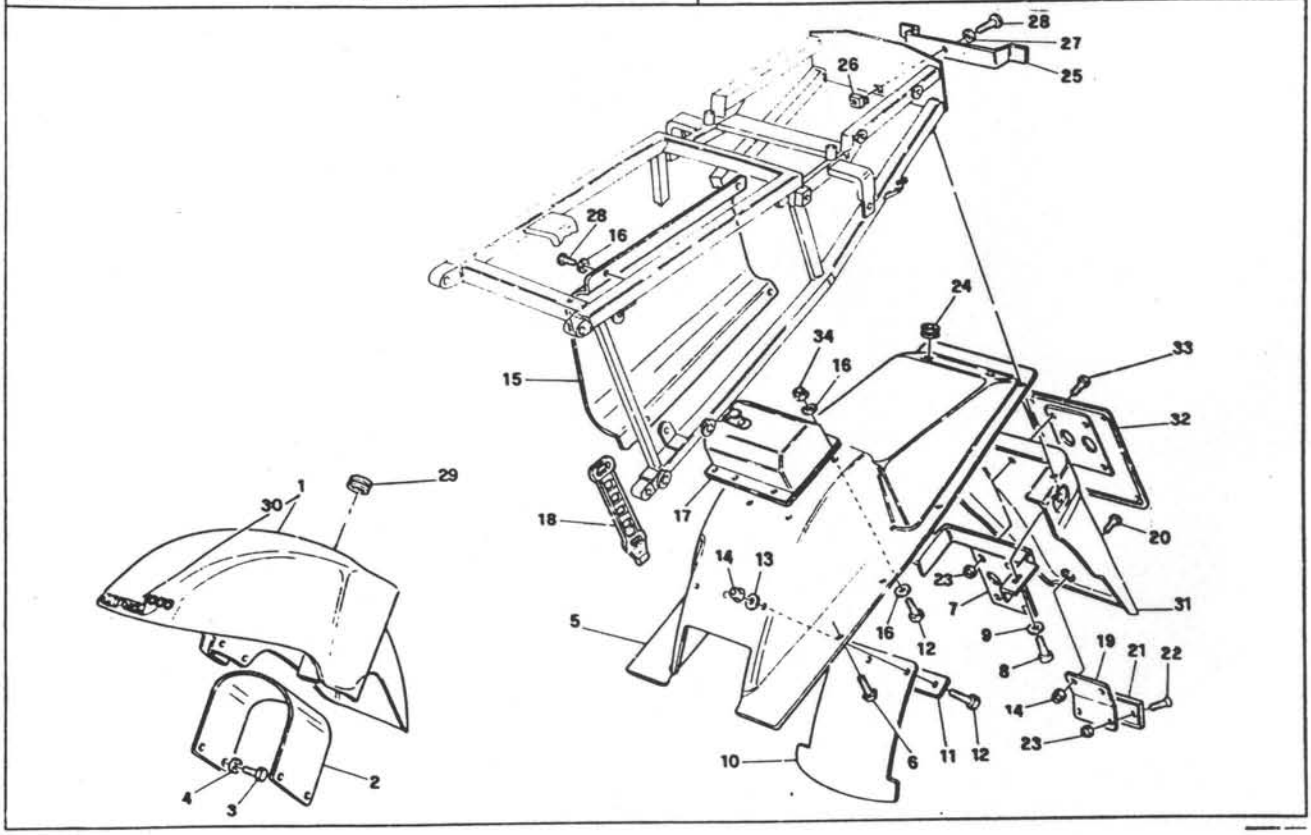

D2

PARAFANGHI MUDGUARD	GARDE BOVE KOTFLÜGEL		Tavola - Drawing Table - Bild	19

NOTE NOTES NOTES MARKE	POS. N.	N. COD. CODE No. Nr. CODE CODE Nr.	Q.TA Q.TY Q.TE M.GE	DENOMINAZIONE	DESCRIPTION	DESIGNATION	BEZEICHNUNG
	1	30 43 44 30/1	1	Parafango ant. (grezzo)	Front mudguard (blank)	Garde-boue av. (brut)	Vorderkotflügel (ohne farbe)
	1	30 43 44 31	1	Parafango ant. (blu metallizzato)	Front mudguard (metallized blue)	Garde-boue av. (bleu métallisé)	Vorderkotflügel (metall. blau)
	1	30 43 44 32	1	Parafango ant. (amaranto metallizzato)	Front mudguard (metallized amaranto)	Garde-boue av. (amaranto métallisé)	Vorderkotflügel (metall. amaranto)
	2	30 43 66 30	1	Cavallotto	U-Bolt	Collier	Bugvl
	3	98 05 43 20	4	Vite	Screw	Vis	Schraube
	4	95 00 02 06	4	Rondella	Washer	Rondelle	Scheibe
	5	30 43 70 30	1	Parafango post.	Rear mudguard	Garde-boue ar.	Hint. kotflügel
	6	98 23 06 16	4	Vite	Screw	Vis	Schraube
	7	30 43 85 30	1	Supporto parasprizzi	Support	Support	Halterung
	8	98 61 23 20	2	Vite	Screw	Vis	Schraube
	9	61 01 38 00	2	Rondella ondulata	Washer	Rondelle	Scheibe
	10	30 43 89 30	1	Protezione ammortizzatore	Lock	Protection	Unterfahrschutz
	11	30 43 93 30	1	Piastrina	Plate	Plaque	Platte
	12	98 05 43 16	7	Vite	Screw	Vis	Schraube
	13	95 10 01 28	3	Rondella	Washer	Rondelle	Scheibe
	14	92 63 02 06	5	Dado autobloccante	Nut	Ecrou	Mutter
	15	30 41 43 30	1	Paratia protezione	Lock	Tole d'arret	Blechsperrung
	16	95 00 42 06	12	Rondella	Washer	Rondelle	Scheibe
	17	30 47 96 30	1	Contenitore trousse attrezzi	Tool kit case	Boite trousse outils	Werkzeugtasche
		29 72 89 60	1	Tirante elastico	Tie rod	Tirant	Zugankar
		30 43 74 30	1	Piastrino	Plate	Plaque	Platte
	20	98 62 22 14	2	Vite	Screw	Vis	Schraube
	21	31 74 56 60	1	Catadiottro posteriore	Rear reflector	Cataphote	Rueckstrahler
	22	98 25 05 16	2	Vite	Screw	Vis	Schraube
	23	92 63 01 05	6	Dado	Nut	Ecrou	Mutter
	24	91 55 10 62	2	Gommino	Rubber	Caoutchouc	Gummistück
	25	30 46 82 30	1	Mascherina di protezione	Mask guard	Masque protection	Maske schutz
	26	92 66 06 01	1	Dado ingabbiato	Nut	Ecrou	Mutter
	27	29 57 78 60	1	Rondella in plastica	Washer	Rondelle	Scheibe
	28	98 23 06 12	5	Vite	Screw	Vis	Schraube
	29	93 18 02 16	1	Tappo	Plug	Bouchon	Stopfen
	30	30 92 61 32	1	Decalcomania "QUOTA 1000"	Decal	Décal	Abziehbild
	31	30 47 46 30	1	Parasprizzi	Mudguard flap	Bourrelet garde-boue	Kotflügelkorper
	32	39 47 46 00	1	Piastra portatarga	Number-plate support plate	Support de plaque d'immatriculation	Kennzeichenschildhalter
	33	98 05 42 16	4	Vite	Screw	Vis	Schraube
	34	92 60 22 06	4	Dado	Nut	Ecrou	Mutter

D3

FORCELLA ANTERIORE FRONT FORK	FOURCHE AV. VORD. TELEGABEL		Tavola - Drawing Table - Bild	20

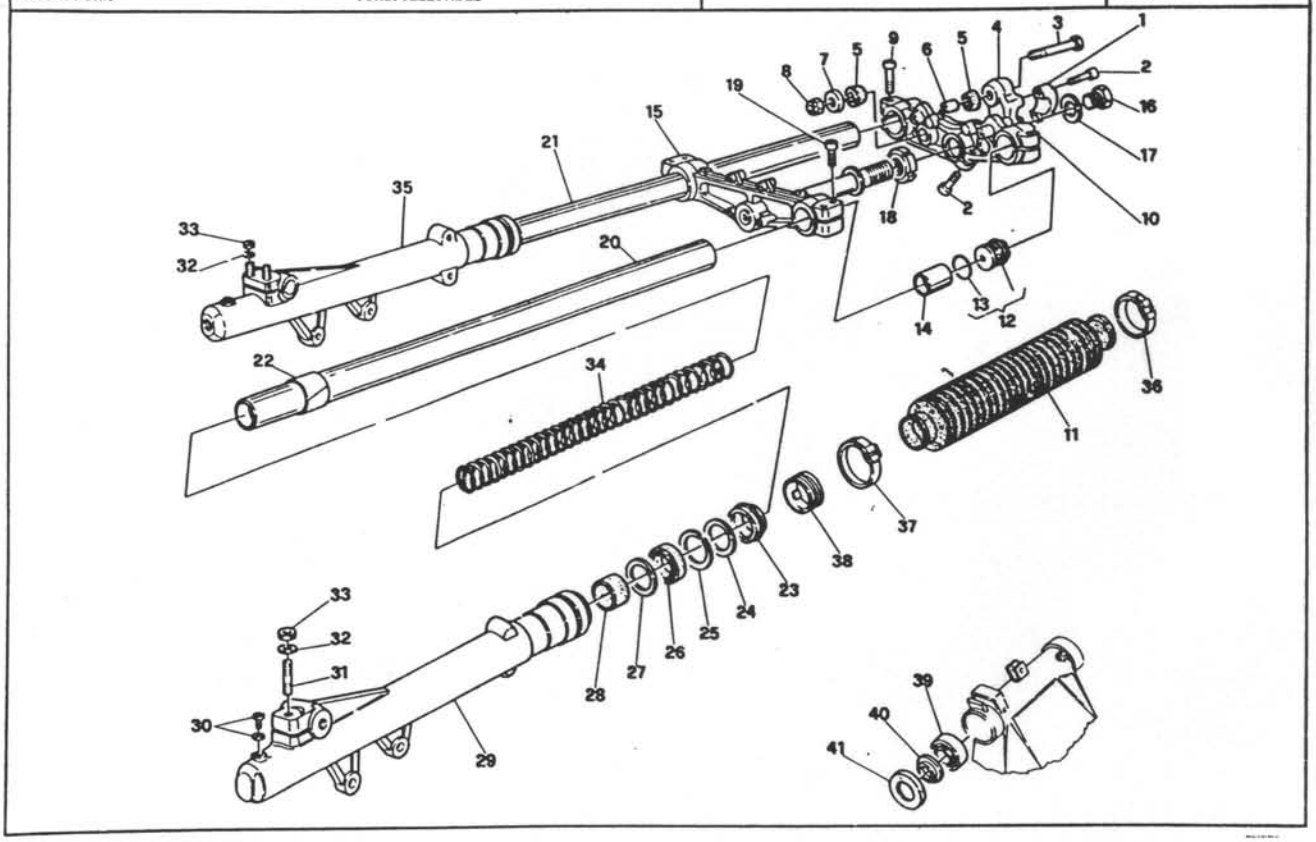

D4

FORCELLA ANTERIORE FRONT FORK	FOURCHE AV. VORDERE GABEL			Tavola - Drawing Table - Bild	20

NOTE NOTES NOTES MARKE	POS. N.	N. COD. CODE No. Nr. CODE CODE Nr.	Q.TA Q.TY Q.TE M.GE	DENOMINAZIONE	DESCRIPTION	DESIGNATION	BEZEICHNUNG
	—	30 49 02 30	1	Forcella anteriore compl.	Compl. front fork	Fourche av. complete	Telegabel. kpl
	1	30 50 06 30	2	Morsetto superiore	Upper clamp	Collier supérieure	Oberschelle
	2	66 53 05 05	5	Vite	Screw	Vis	Schraube
	3	30 53 05 44	2	Vite	Screw	Vis	Schraube
	4	30 50 02 30	2	Morsetto inferiore	Lower clamp	Collier inférieure	Unterschelle
	5	27 53 05 03	4	Gommino	Rubber	Caoutchouc	Gummistück
	6	27 53 05 04	2	Tubetto	Pipe	Tube	Rohr
	7	27 53 05 05	2	Scodellino	Disc	Disque	Abdeckscheibe
	8	27 53 05 06	2	Dado autobloccante	Nut	Ecrou	Mutter
	9	96 62 24 35	2	Vite	Screw	Vis	Schraube
	10	30 49 31 30	1	Testa di sterzo	Steering head	Tête de colonne de direct.	Lenkerkopf
	11	30 53 05 41	2	Soffietto	Bellows	Soufflet	Faltenbalg
	12	30 53 05 42	2	Tappo	Plug	Bouchon	Stopfen
	13	30 53 05 43	2	Anello OR	O-Ring	Anneau OR	O-Ring
	14	30 53 05 51	2	Tubetto	Pipe	Tube	Rohr
	15	30 49 40 30	1	Base di sterzo con cannotto	Steering base	Base de colonne de direc.	Lenkerbasis
	16	30 51 28 30	1	Dado	Nut	Ecrou	Mutter
	17	27 53 05 10	1	Rondella	Washer	Rondelle	Scheibe
	18	27 53 05 11	1	Ghiera	Ring nut	Collier	Nutmutter
	19	96 62 03 35	4	Vite	Screw	Vis	Schraube
	20	30 52 53 31	1	Braccio per forcella completo di ammortizzatore sinistro	Fork arm	Bras pour fourche	Gabelsaum
	21	30 52 53 30	1	Braccio per forcella completo di ammortizzatore destro	Fork arm	Bras pour fourche	Gabelsaum
	22	30 52 67 30	2	Boccola inferiore	Bush	Doulle	Buchse
	23	30 53 05 34	2	Raschiapolvere	Dust-scraper	Râcleur de poussière	Staubabstreifer
	24	30 53 05 31	2	Rondella	Washer	Rondelle	Scheibe
	25	30 53 05 32	2	Anello di fermo	Seal ring	Bague d'étanchéité	Sitzschraube
	26	30 53 05 33	2	Anello di tenuta	Seal ring	Bague d'étanchéité	Sitzschraube
	27	30 53 05 36	2	Rondella	Washer	Rondelle	Scheibe
	28	30 53 05 35	2	Boccola	Bush	Doulle	Buchse
	29	30 52 26 30	1	Gambale Sx.	L.H. sleeve	Chemise G.	Laufbuchse, L.
	30	30 53 05 37	2	Vite con guarnizione	Screw with gasket	Vis avec joint	Schraube mit Dichtung
	31	30 53 05 30	3	Prigioniero	Stud	Goujon	Sitzschraube
	32	27 53 05 21	3	Rondella	Washer	Rondelle	Scheibe
	33	27 53 05 20	3	Dado autobloccante	Self locking nut	Ecrou	Mutter
	34	30 52 66 30	2	Molla	Spring	Ressort	Feder
	35	30 52 25 30	1	Gambale Dx.	R.H. sleeve	Chemise D.	Laufbuchse, R.
	36	30 53 05 39	2	Fascetta superiore	Upper clamp	Collier supérieure	Oberschelle
	37	30 53 05 38	2	Fascetta inferiore	Lower clamp	Collier inférieure	Unterschelle
	38	30 53 05 40	2	Anello	Ring	Anneau	Ring
	39	92 24 92 25	2	Cuscinetto a rulli conici	Bearing	Roulement	Lager
	40	14 51 67 00	2	Rondella di spallamento	Washer	Rondelle	Scheibe
	41	14 51 70 00	2	Anello parapolvere	Ring	Bague	Ring

D5

SOSPENSIONE POSTERIORE REAR SUSPENSION	AMORTISSEUR AR. HINT. FEDERBEIN		Tavola - Drawing Table - Bild	21

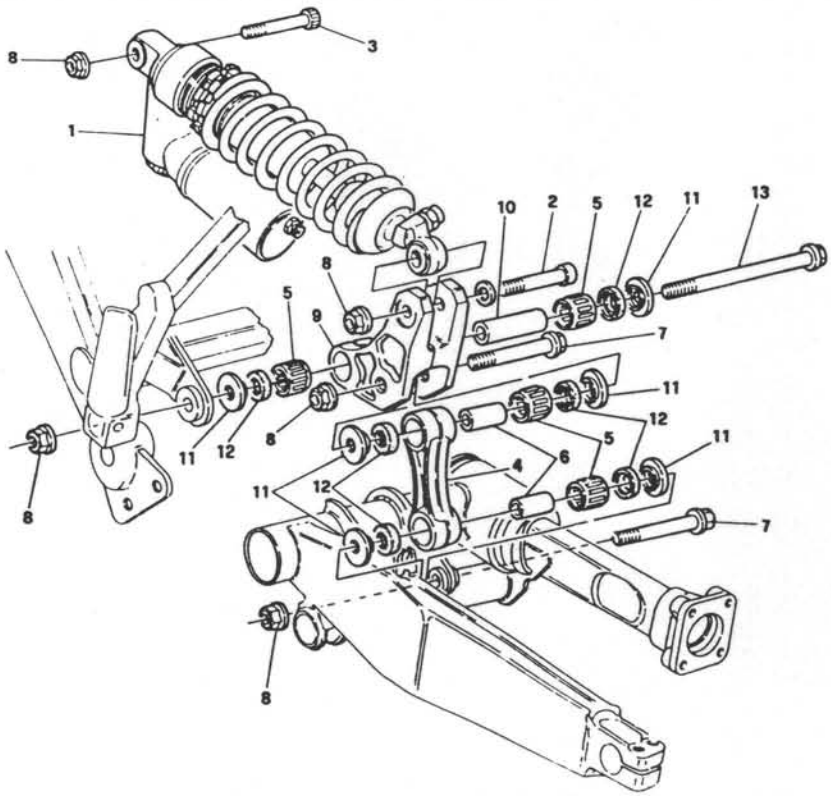

D6

SOSPENSIONE POSTERIORE REAR SUSPENSION	AMORTISSEUR AR. FEDERBEIN		Tavola - Drawing Table - Bild	21

NOTE NOTES NOTES MARKE	POS. N.	N. COD. CODE No. Nr. CODE CODE Nr.	Q.TA Q.TY Q.TE M.GE	DENOMINAZIONE	DESCRIPTION	DESIGNATION	BEZEICHNUNG
	1	30 55 02 30	1	Ammortizzatore post.	Rear damper	Amortisseur Ar.	Federbein
	2	98 62 05 75	1	Vite	Screw	Vis	Schraube
	3	98 62 05 55	1	Vite	Screw	Vis	Schraube
	4	30 56 26 30	1	Biella per sospensione	Suspension connecting rod	Bielle pour suspension	Pleuel für Federung
	5	92 25 20 30	4	Cuscinetto a rulli	Needle bearing	Roulement à aiguilles	Nadellager
	6	30 56 18 31	2	Boccola	Bush	Douille	Buchse
	7	30 56 20 30	2	Perno per biella	Pin	Pivot	Bolzen
	8	92 66 02 10	5	Dado	Nut	Ecrou	Mutter
	9	30 56 04 30	1	Bilanciere completo	Complete rocker arm	Culbuteur complet	Kipphebel komplett
	10	30 56 29 31	1	Boccola	Bush	Douille	Buchse
	11	30 56 30 30	6	Distanziale	Spacer	Entretoise	Distanzstück
	12	90 40 20 26	6	Anello di tenuta	Seal ring	Bague d'étanchéité	Dichtring
	13	30 56 08 30	1	Perno	Pin	Goujon	Stift

D7

RUOTA ANTERIORE FRONT WHEEL	ROUE AVANT VORDERRAD		Tavola - Drawing Table - Bild	22

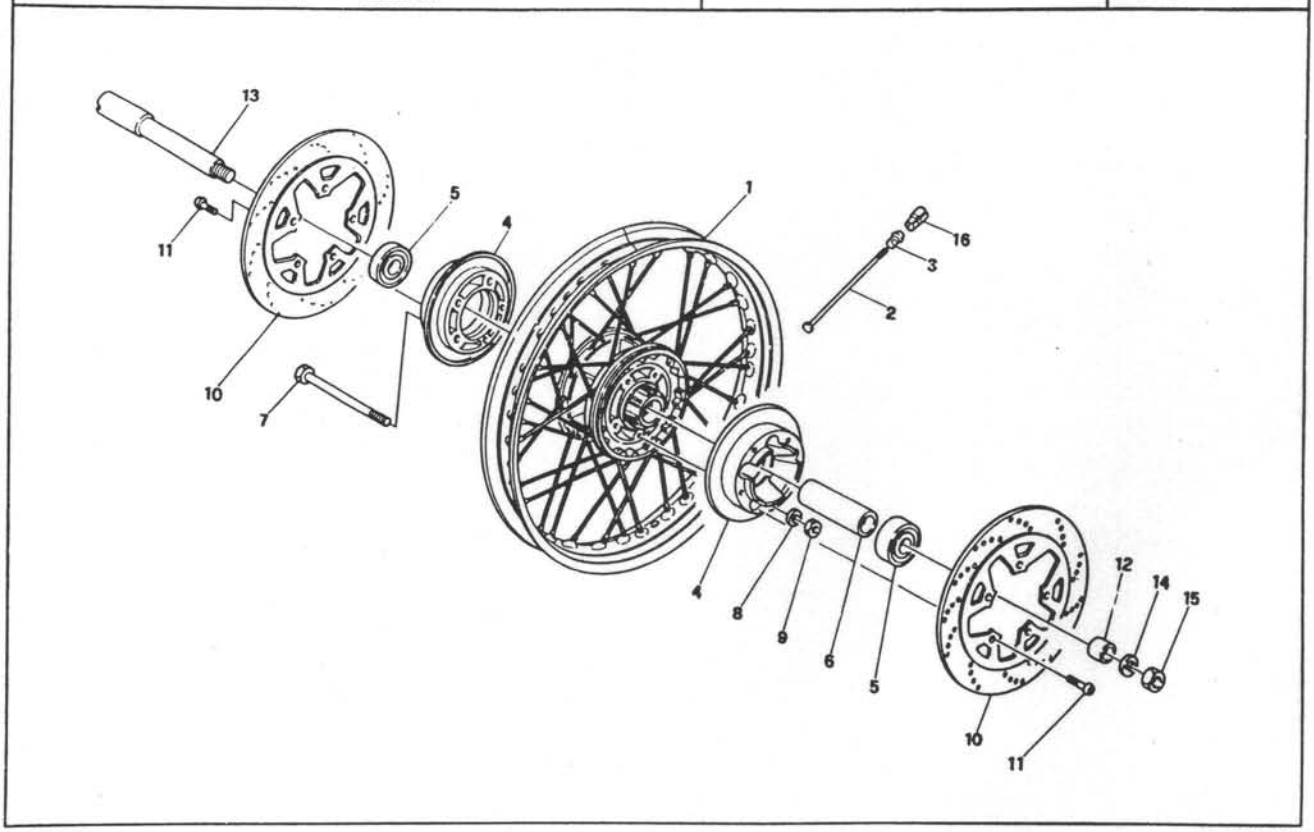

D8

RUOTA ANTERIORE FRONT WHEEL	ROUE AVANT VORDERRAD		Tavola - Drawing Table - Bild	22

NOTE NOTES NOTES MARKE	POS. N.	N. COD. CODE No. Nr. CODE CODE Nr.	Q.TA Q.TY Q.TE M.GE	DENOMINAZIONE	DESCRIPTION	DESIGNATION	BEZEICHNUNG
	1	30 61 03 30	1	Ruota anteriore nuda	Front wheel	Roue AV.	Vorderrad
	2	30 61 16 30	36	Raggio per ruota	Wheel spider	Etoile de roue	Radstern
	3	27 61 17 10	36	Nipplo per raggio	Nipple	Raccord	Nippel
	4	30 62 03 30	2	Flangia porta disco	Flange	Collet	Flansch
	5	92 20 42 17	2	Cuscinetto	Bearing	Roulement	Lager
	6	39 61 52 01	1	Distanziale	Spacer	Entretoise	Abstanderohr
	7	98 05 24 70	5	Vite	Screw	Vis	Schraube
	8	14 61 59 01	5	Rondella	Washer	Rondelle	Scheibe
	9	92 63 05 06	5	Dado	Nut	Ecrou	Mutter
	10	30 61 33 31	2	Disco freno	Brake disc	Disque frein	Bremsscheibe
	11	98 23 06 25	10	Vite fissaggio disco	Screw	Vis	Schraube
	12	30 61 63 30	1	Distanziale	Spacer	Entretoise	Abstanderohr
	13	30 61 41 30	1	Perno ruota	Wheel axle	Axe de roue	Radachse
	14	30 61 58 30	1	Rondella	Washer	Rondelle	Scheibe
	15	92 60 23 16	1	Dado	Nut	Ecrou	Mutter
	16	12 61 61 01	–	Contrappeso (gr. 15)	Balance weight (gr. 15)	Masse additive (gr. 15)	Gewichtsausgl. (gr. 15)
	16	12 61 61 02	–	Contrappeso (gr. 20)	Balance weight (gr. 20)	Masse additive (gr. 20)	Gewichtsausgl. (gr. 20)
	16	12 61 61 03	–	Contrappeso (gr. 30)	Balance weight (gr. 30)	Masse additive (gr. 30)	Gewichtsausgl. (gr. 30)

D9

RUOTA POSTERIORE REAR WHEEL	ROUE ARRIÈRE HINTERRAD		Tavola - Drawing Table - Bild	23

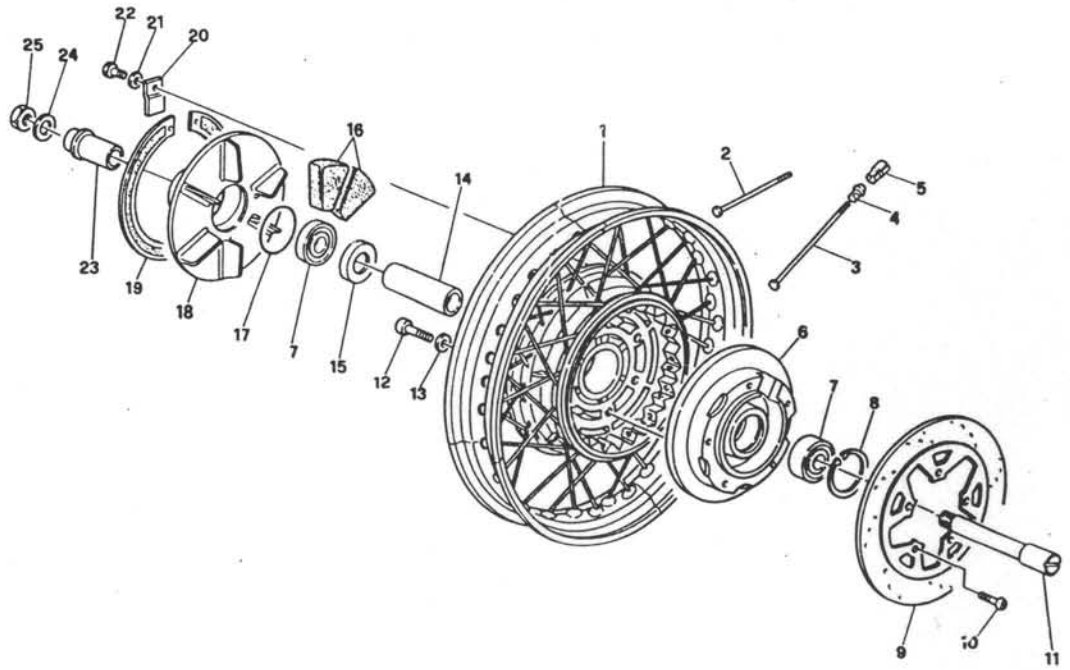

D10

RUOTA POSTERIORE REAR WHEEL	ROUE ARRIÈRE HINTERRAD		Tavola - Drawing Table - Bild	23

NOTE NOTES NOTES MARKE	POS. N.	N. COD. CODE No. Nr. CODE CODE Nr.	Q.TA Q.TY Q.TE M.GE	DENOMINAZIONE	DESCRIPTION	DESIGNATION	BEZEICHNUNG
	1	30 63 06 30	1	Ruota posteriore nuda	Rear wheel	Roue AR.	Hinterrad
	2	30 63 11 30	20	Raggio corto	Wheel spider	Etoile de roue	Rad stern
	3	30 63 14 30	20	Raggio lungo	Wheel spider	Etoile de roue	Rad stern
	4	27 61 17 10	40	Nipplo per raggio	Nipple	Raccord	Nippel
	5	12 61 61 01	–	Contrappeso (gr. 15)	Balance weight (gr. 15)	Masse additive (gr. 15)	Gewichtsausgl. (gr. 15)
	5	12 61 61 02	–	Contrappeso (gr. 20)	Balance weight (gr. 20)	Masse additive (gr. 20)	Gewichtsausgl. (gr. 20)
	5	12 61 61 03	–	Contrappeso (gr. 30)	Balance weight (gr. 30)	Masse additive (gr. 30)	Gewichtsausgl. (gr. 30)
	6	30 63 24 30	1	Flangia portadisco	Flange	Flasque	Flansch
	7	92 20 42 20	2	Cuscinetto	Bearing	Roulement	Lager
	8	90 27 20 47	1	Anello seeger	Seeger ring	Anneau seeger	Seegerring
	9	30 63 57 31	1	Disco freno posteriore	Rear disc	Disque AR	Hinterbremsscheibe
	10	98 23 06 25	5	Vite fissaggio disco freno	Screw	Vis	Schraube
	11	26 63 33 00	1	Perno ruota	Wheel axle	Axe de roue	Radachse
	12	98 62 24 30	6	Vite	Screw	Vis	Schraube
	13	14 61 50 01	6	Rondella	Washer	Rondelle	Scheibe
	14	14 63 40 51	1	Distanziale	Spacer	Entretoise	Distanzstück
	15	17 63 35 50	1	Scodellino	Cup	Coupelle	Manchette
	16	14 33 68 03	12	Elemento parastrappi	Rubber coupling	Joint en caoutchouc	Gummikupplung
	17	90 70 64 90	1	Anello OR	O-Ring	Anneau OR	O-Ring
	18	14 33 52 03	1	Disco parastrappi	Elastic coupling	Joint élastique	Elast. Kupplung
	19	14 33 53 03	1	Anello elastico	Stop ring	Jonc d'arrêt	Sicherungsring
	20	17 33 59 50	1	Piastrina	Plate	Plaque	Platte
	21	95 02 11 06	1	Rondella	Washer	Rondelle	Scheibe
	22	98 05 43 12	1	Vite	Screw	Vis	Schraube
	23	17 63 41 50	1	Distanziale	Spacer	Entretoise	Abstandsrohr
	24	14 63 44 00	1	Rondella	Washer	Rondelle	Scheibe
	25	92 60 23 16	1	Dado	Nut	Ecrou	Mutter

D11

IMPIANTO FRENANTE ANTERIORE FRONT BRAKE SYSTEM	SYSTEME DE FREIN AV. BREMSANLAGE VORD.		Tavola - Drawing Table - Bild	24

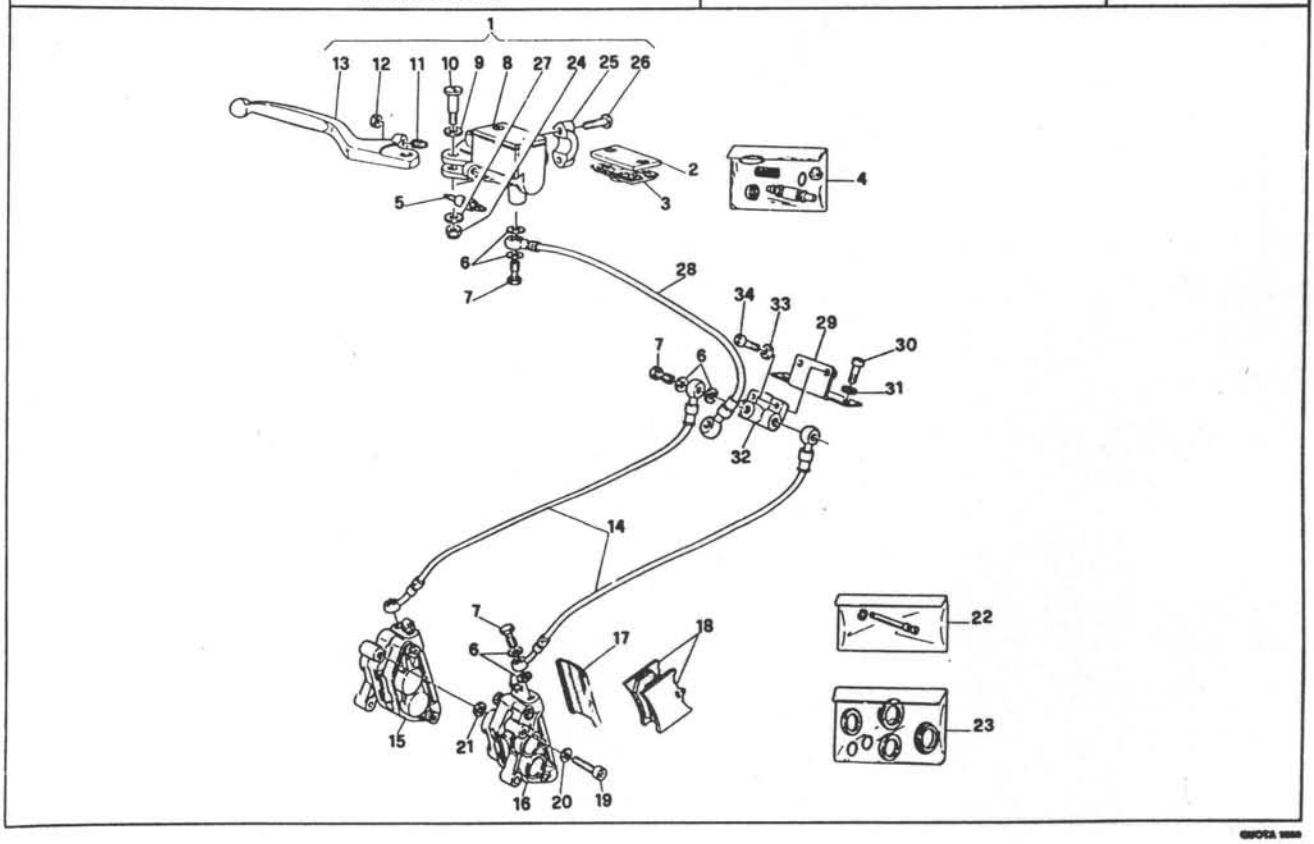

D12

IMPIANTO FRENANTE ANTERIORE FRONT BRAKE SYSTEM	SYSTEME DE FREIN AV. BREMSANLAGE, VORD.		Tavola - Drawing Table - Bild	24

NOTE NOTES NOTES MARKE	POS. N.	N. COD. CODE No. Nr. CODE CODE Nr.	Q.TA Q.TY QTE MGE	DENOMINAZIONE	DESCRIPTION	DESIGNATION	BEZEICHNUNG
	1	30 66 01 30	1	Pompa freno ant. compl.	Brake lever with lever	Pompe e frein avec levier	Bremspumpe mit hebel
	2	30 66 11 30	1	Coperchio pompa	Cover	Couvercle	Deckel
	3	30 66 13 30	1	Membrana	Diaphragm	Membrane	Membrane
	4	30 65 93 30	1	Gruppo revisione pompa	Pump overhauling kit	Kit de pompe	Pumpensattel rep.-satz
	5	29 74 11 50	1	Interruttore stop	Switch	Interrupteur	Schalter
	6	25 65 61 00	12	Guarnizione	Gasket	Joint	Dichtung
	7	95 99 00 28	6	Vite cava	Screw	Vis	Schraube
	8	30 66 02 30	1	Pompa freno ant.	Front brake system	Systeme de frein Av.	Bremsanlage Vord.
	9	95 00 12 08	1	Rondella	Washer	Rondelle	Scheibe
	10	30 60 48 30	1	Vite	Screw	Vis	Schraube
	11	30 53 05 47	1	Vite registro	Screw	Vis	Schraube
	12	30 53 05 46	1	Dado	Nut	Ecrou	Mutter
	13	30 60 56 30	1	Leva freno ant.	Lever	Levier	Hebel
	14	30 65 88 30	2	Tubazione da ripartitore a pinza	Pipe	Tuyau	Rohr
	15	30 65 22 30	1	Pinza freno ant. Dx.	R.H. front brake caliper	Etrier frein Av. D.	Bremsefestsattel, Hint. R.
	16	30 65 23 30	1	Pinza freno ant. Sx.	L.H. front brake caliper	Etrier frein Av. G	Bremsefestsattel, hint. L.
	17	66 65 47 30	2	Coperchio pinza ant.	Cover	Couvercle	Deckel
	18	30 65 46 31	2	Coppia pastiglie	Pads couple	Paire patin	Bremsklotz paar
	19	98 61 04 40	4	Vite	Screw	Vis	Schraube
	20	19 14 98 00	4	Rondella	Washer	Rondelle	Scheibe
	21	95 10 02 50	0+4	Rosetta di spallamento (mm. 0,5)	Washer (0,5 mm)	Rondelle (mm. 0,5)	Scheibe (mm. 0,5)
	21	95 10 02 51	0+4	Rosetta di spallamento (mm. 0,8)	Washer (0,8 mm)	Rondelle (mm. 0,8)	Scheibe (mm. 0,8)
	22	66 65 91 30	2	Gruppo revisione perni pastiglie	Front pins kit	Kit de pivots	Bremsbelag rep-satz.
	23	66 65 90 30	2	Gruppo revisione guarnizioni	Front gasket kit	Kit joint	Dichtung rep-satz.
	24	92 63 02 06	1	Dado autobloccante	Nut	Ecrou	Mutter
	25	30 53 05 49	1	Cavalotto	Cramp	Cavalier	Krampe
	26	30 53 05 48	2	Vite	Screw	Vis	Schraube
	27	95 00 12 06	1	Rosetta	Washer	Rondelle	Scheibe
	28	30 65 75 30	1	Tubazione da pompa a ripartitore	Pipe	Tuyau	Rohr
	29	30 65 56 30	1	Piastrino supporto ripartitore	Plate	Plaque	Platte
	30	98 61 23 16	2	Vite	Screw	Vis	Schraube
	31	14 21 79 01	2	Rondella	Washer	Rondelle	Scheibe
	32	66 65 68 30	1	Ripartitore idraulico	Wire distributor	Boîte bifourquee	Kabelverteiler
	33	29 21 79 60	2	Rondella	Washer	Rondelle	Scheibe
	34	98 61 22 16	2	Vite	Screw	Vis	Schraube

D13

IMPIANTO FRENANTE POSTERIORE REAR BRAKE SYSTEM	SYSTEME DE FREIN AR. BREMSANLAGE HINTERRAD		Tavola - Drawing Table - Bild	25

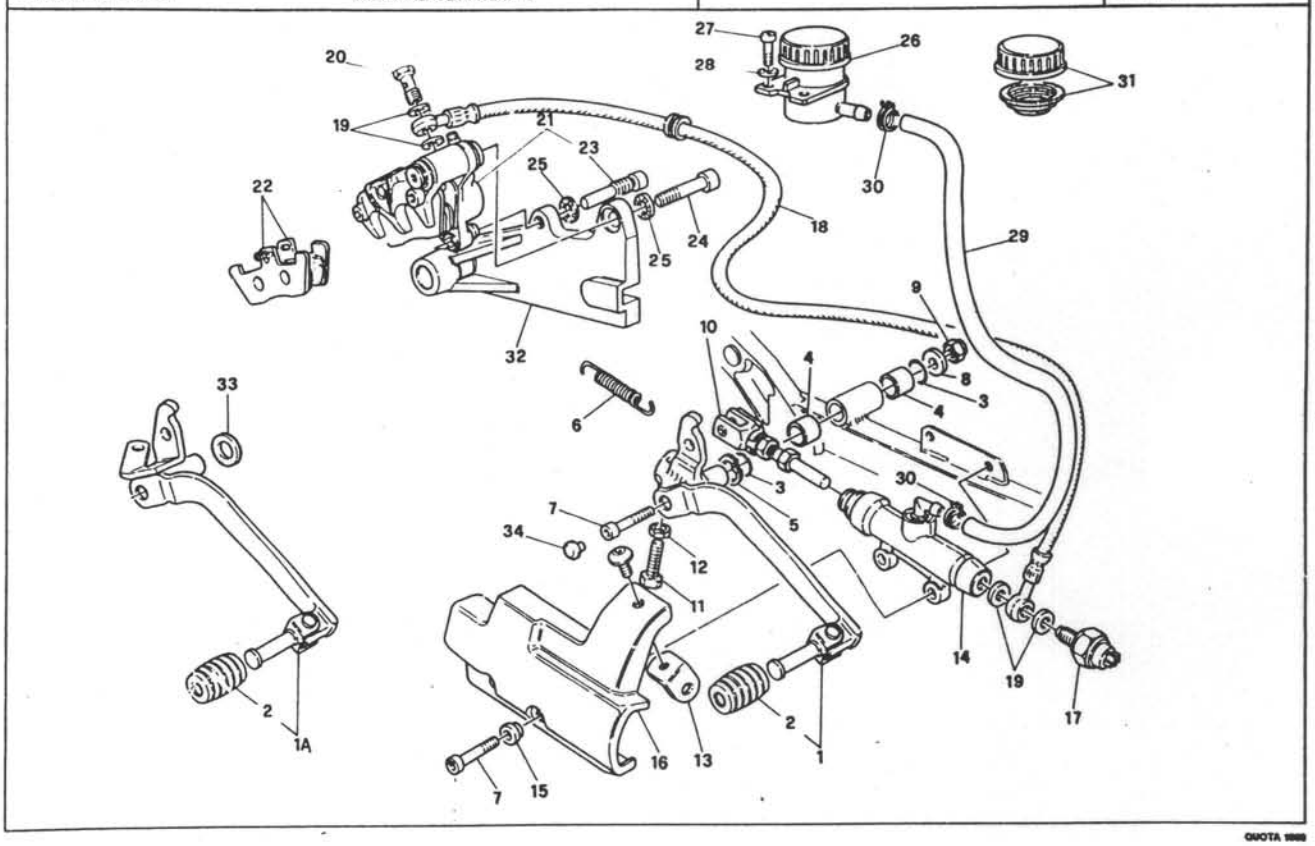

D14

IMPIANTO FRENANTE POSTERIORE REAR BRAKE SYSTEM	SYSTEME DE FREIN AR. BREMSANLAGE, HINT.		Tavola - Drawing Table - Bild	25

NOTE NOTES * NOTES MARKE	POS. N.	N. COD. CODE No. Nr. CODE CODE Nr	Q.TA Q.TY Q.TE M.GE	DENOMINAZIONE	DESCRIPTION	DESIGNATION	BEZEICHNUNG
	● 1	30 67 70 30	1	Pedale comando freno (1ª serie)	Brake lever (1st series)	Levier frein (1ère series)	Bremshebel (1. Serie)
	■ 1A	30 67 70 31	1	Pedale comando freno (2ª serie)	Brake lever (2nd series)	Levier frein (2ème series)	Bremshebel (2. Serie)
	2	27 25 10 15	1	Pedalino in gomma	Pedal	Pedale	Pedal
	3	90 70 61 41	2	Anello OR	O-Ring	Bague OR	Ring OR
	4	30 25 29 30	2	Boccola	Bushing	Douille	Buchse
	5	95 12 92 60	1	Ranella elastica	Washer	Rondelle	Scheibe
	6	17 66 76 51	1	Molla	Spring	Ressort	Feder
	7	98 61 03 30	3	Vite	Screw	Vis	Schraube
	8	95 10 01 42	1	Rondella	Washer	Rondelle	Scheibe
	9	92 63 02 06	1	Dado	Nut	Ecrou	Mutter
	10	30 67 50 30	1	Astina comando pompa compl.	Rod	Tige	Stange
	11	98 07 44 30	1	Vite registro	Screw	Vis	Schraube
	12	92 60 12 08	1	Dado	Nut	Ecrou	Mutter
	13	30 66 87 30	1	Piastrino fissaggio coperchio	Plate	Plaque	Platte
	14	27 66 70 15	1	Pompa freno post.	Rear brake pump	Pompe frein Ar.	Bremspumpe
	15	30 66 77 30	2	Distanziale	Spacer	Entretoise	Distanzstueck
	16	30 66 56 30	1	Coperchio protezione	Cover	Couvercle	Deckel
	17	14 65 70 50	1	Interruttore idraulico stop	Switch	Interrupteur	Schalter
	18	30 65 71 30	1	Tubazione da pompa a pinza post.	Pipe	Tuyau	Leitung
	19	25 65 61 00	4	Rondella	Washer	Rondelle	Scheibe
	20	95 99 00 28	1	Vite cava	Screw	Vis	Schraube
	21	30 65 30 30	1	Pinza freno post.	Rear brake caliper	Etrier Ar.	Hint. Bremsange
	22	30 65 46 30	1	Coppia pastiglie freno	Pads couple	Couple pastilles	Bremsbelag
	23	30 65 26 30	1	Vite	Screw	Vis	Schraube
	24	98 62 05 50	1	Vite	Screw	Vis	Schraube
	25	95 12 91 80	2	Rondella	Washer	Rondelle	Scheibe
	26	65 66 35 00	1	Serbatoio olio freni	Oil tank	Reservoir huile	Oltank
	27	98 62 23 14	2	Vite	Screw	Vis	Schraube
	28	95 00 42 06	2	Rondella	Washer	Rondelle	Scheibe
	● 29	823 944 055	–	Tubazione da serbatoio a pompa	Pipe	Tuyau	Rohr
	30	19 15 78 00	2	Fascetta	Clamp	Collier	Schelle
	31	17 66 10 52	1	Tappo con membrana	Plug	Bouchon	Stopfen
	32	30 63 58 30	1	Piastra supporto pinza	Plate	Platte	Plaque
	33	95 10 06 01	1	Rondella	Washer	Rondelle	Scheibe
	34	12 43 30 00	1	Tappo	Plug	Bouchon	Stopfen

● Specificare le quantità in metri (1m-2m-ecc.) — Indicate quantity required in metres (1m-2m-etc.)
Indiquer quantités en mètres (1m-2m-etc.) — Lieferbarin Meter (1m-2m-etc. bestellen)

● Abbinato al braccio culla destro (1ª serie) cod. 30 42 03 30 (vedere coord. C5-C8 pos. 2)
Made for right cradle arm (1st series) cod. 30 42 03 30 (see coord. C5-C8 pos.2)
Accouplé au bras du berceau droit (1ère série) réf. 30 42 03 30 (voir coord. C5-C8 pos. 2)
Gekoppelt mit Motorträger rechts (1. Serie) Code 30 42 03 30 (siehe Koord. C5-C8 Pos. 2)

■ Abbinato al braccio culla destro (2ª serie) cod. 30 42 03 31 (vedere coord. C5-C8 pos. 2A)
Made for right cradle arm (2nd series) cod. 30 42 03 31 (see coord. C5-C8 pos.2A)
Accouplé au bras du berceau droit (2ème série) réf. 30 42 03 31 (voir coord. C5-C8 pos. 2A)
Gekoppelt mit Motorträger rechts (2. Serie) Code 30 42 03 31 (siehe Koord. C5-C8 Pos. 2A)

D15

MANUBRIO - COMANDI HANDLEBAR AND CONTROLS	GUIDON ET COMMANDES LENKER UN ANTRIEB		Tavola - Drawing Table - Bild	26

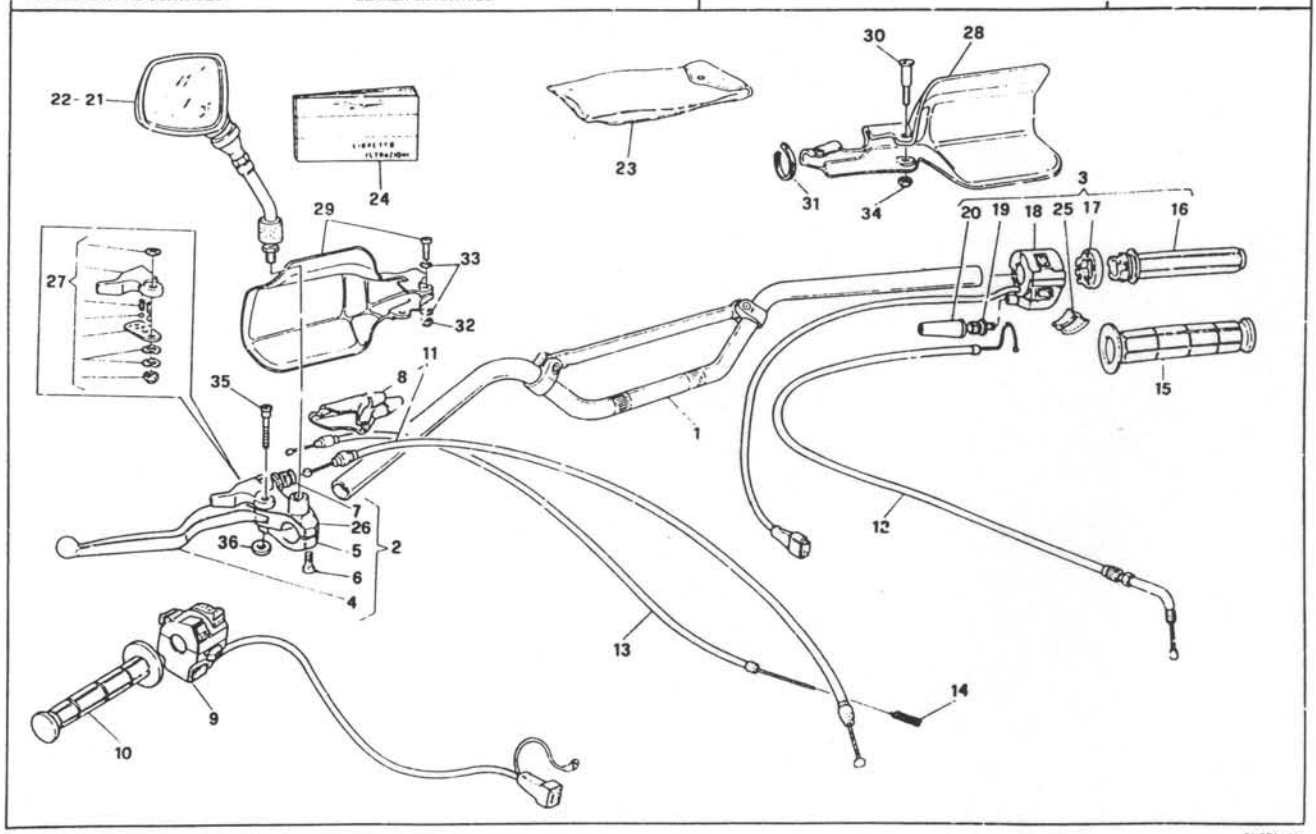

QUOTA 1000

D16

MANUBRIO - COMANDI HANDLEBAR AND CONTROLS	GUIDON ET COMMANDES LENKER UND ANTRIEB		Tavola - Drawing Table - Bild	26

NOTES NOTES MARKE	POS N	N. COD CODE No Nr CODE CODE Nr	QTA QTY QTE MGE	DENOMINAZIONE	DESCRIPTION	DESIGNATION	BEZEICHNUNG
	1	30 60 01 30	1	Manubrio	Handlebar	Guidon	Lenker
	2	30 60 55 30	1	Leva comando frizione compl.	Clutch lever	Levier comm. embrayage	Kupplungshebel Kpl.
	3	27 60 34 00	1	Comando gas compl. di dispositivo	Gas control with device	Commande gaz avec dispositif	Komplette gassteuerung mit Vorrichtung
	4	27 60 57 15	1	Leva comando frizione nuda	Clutch lever	Levier comm. embrayage	Kupplungshebel
	5	27 60 10 15	1	Cavalotto	U-Bolt	Cavalier	Bügelbolzen
	6	27 60 12 15	2	Vite	Screw	Vis	Schraube
	7	27 60 25 15	1	Registro	Adjuster	Disp. de reg.age	Einstellvorrich
	8	27 66 38 15	1	Cappuccio coprileva	Cap	Capuchon	Kappe
	9	27 73 80 15	1	Dispositivo comando luci-indicatori	Control lights device	Combinateur comm. lumieres	Leuchtenschalter
	10	27 60 30 16	1	Manopola Sx.	L.H. Hand grip	Poignée G.	Handgriff L.
	11	29 09 30 70	1	Trasmissione comando frizione	Clutch cable	Câble de embrayage	Kupplungshebel
	12	30 11 75 30	1	Trasmissione comando gas	Trottle cable	Câble du gaz	Gas kabel
	13	30 13 28 30	1	Trasmissione comando starter	Starter transmission	Transmission starter	Starter-Antrieb
	14	94 32 10 70	1	Molla	Spring	Ressort	Feder
	15	27 60 35 16	1	Manopola Dx.	R.H. Hand grip	Poignée D.	Handgriff R.
	16	27 60 38 15	1	Corpo mobile	Body	Corp	Korper
	17	27 60 44 15	1	Blocchetto guida	Guide block	Cale de guidage	Fuehrungsklotz
	18	27 73 88 15	1	Dispositivo avv. e arresto motore	Starter-stop control device	Combinateur comm. demarrage et arret	Stop-Ausschalter
	19	27 60 37 15	1	Vite registro	Screw	Vis	Schraube
	20	27 11 76 15	1	Cappuccio	Cap	Capuchon	Kappe
	21	30 76 94 30	1	Specchio retrovisore Dx.	R.H. driving mirror	Retroviseur, D.	R. Aussenspiegel
	22	30 76 98 30	1	Specchio retrovisore Sx.	L.H. driving mirror	Retroviseur, G.	L. Aussenspiegel
	23	28 92 99 40	1	Trousse attrezzi	Tool kit	Trousse outils	Werkzeugtasche
	24	30 90 00 30	1	Libretto istruzioni (I-GB-F-D)	Riders handbook	Manuel d'entretien	Betriebsanleitung
	25	27 60 45 15	1	Corpo guidafilo	Cable guide	Guide-cable	Kabelfuhrung
	26	27 60 18 15	1	Supporto leva frizione	Holder	Support	Halter
	27	27 65 94 15	1	Gruppo revisione leva "CHOKE"	Pins kit	Kit de pivots	Bremsbelag rep. Satz
	28	30 59 29 30/1	1	Paramano Dx. (grezzo)	R.H. life hand (blank)	Sauve main D. (brut)	Handschutz R. (Ohne-farbe)
	28	30 59 29 31	1	Paramano Dx. (blu metallizzato)	R.H. life hand (metallized blue)	Sauve main D. (bleu métallisé)	Handschutz R. (metall. blau)
	28	30 59 29 32	1	Paramano Dx. (amaranto metallizzato)	R.H. life hand (metallized amaranto)	Sauve main D. (amaranto métallisé)	Handschutz R. (metall. amaranto)
	29	27 59 30 75/1	1	Paramano Sx. (grezzo)	L.H. life hand (blank)	Sauve main G. (brut)	Handschutz L. (Ohne-farbe)
	29	30 59 30 31	1	Paramano Sx. (blu metallizzato)	L.H. life hand (metallized blue)	Sauve main G. (bleu métallisé)	Handschutz L. (metall. blau)
	29	30 59 30 30	1	Paramano Sx. (amaranto metallizzato)	L.H. life hand (metallized amaranto)	Sauve main G. (amaranto métallisé)	Handschutz L. (metall. amaranto)
	30	30 60 48 30	1	Vite	Screw	Vis	Schraube
	31	14 60 96 50	–	Fascetta	Clamp	Collier	Schelle
	32	92 63 01 04	1	Dado autobloccante	Nut	Ecrou	Mutter
	33	95 00 02 04	2	Rondella	Washer	Rondelle	Scheibe
	34	92 63 02 06	1	Dado autobloccante	Nut	Ecrou	Mutter
	35	30 60 43 30	1	Vite	Screw	Vis	Schraube
	36	95 10 01 23	1	Rondella	Washer	Rondelle	Scheibe

E1

CRUSCOTTO INSTRUMENT PANEL	TABLEAU DE BORD INSTRUMENTBRETT		Tavola - Drawing Table - Bild 27

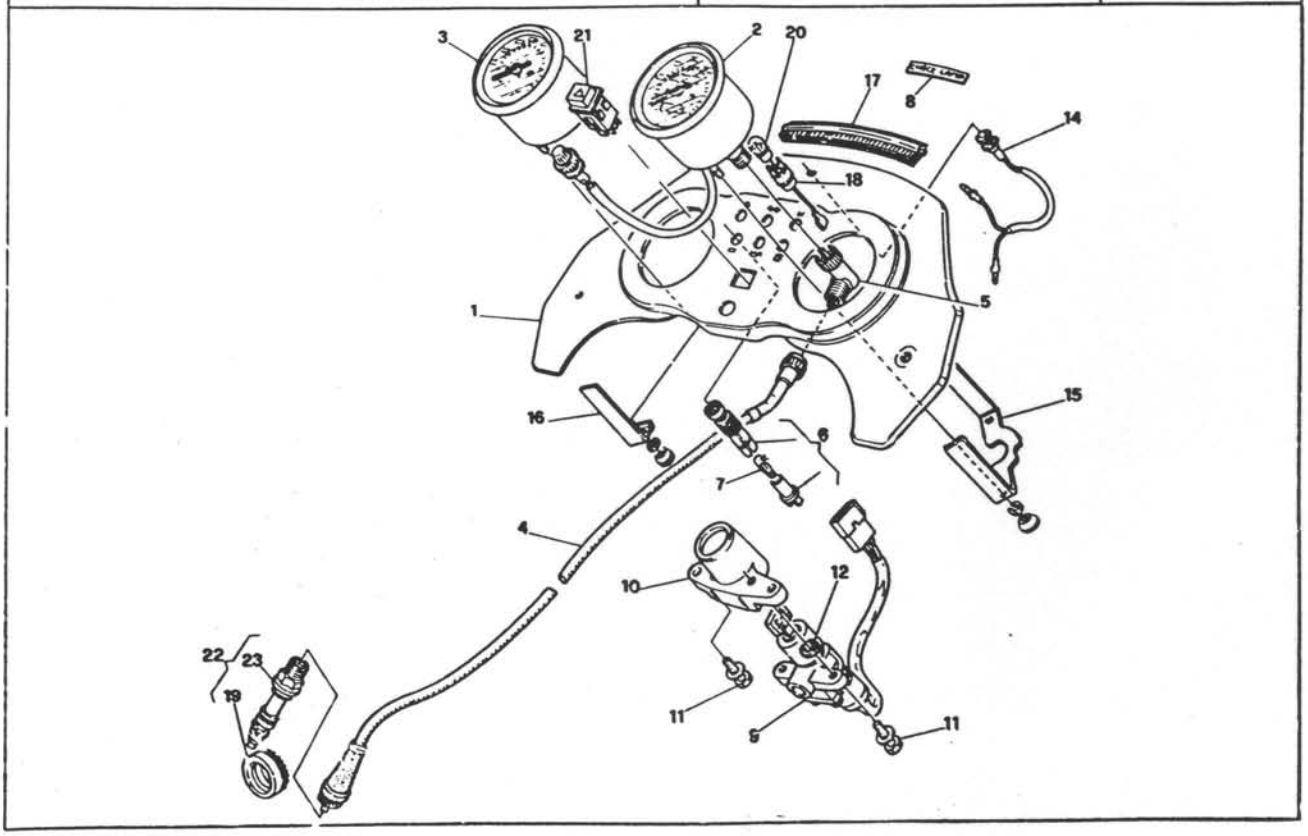

E2

CRUSCOTTO INSTRUMENT PANEL	TABLEAU DE BORD INSTRUMENTBRETT		Tavola - Drawing Table - Bild 27

NOTE NOTES NOTES MARKE	POS. N	N. COD. CODE No. Nr. CODE CODE Nr.	Q.TA Q.TY Q.TE M.GE	DENOMINAZIONE	DESCRIPTION	DESIGNATION	BEZEICHNUNG
	1	30 76 52 30	1	Cruscotto	Instrument panel	Tableau de bord	Instrumentbrett
	2	30 76 15 30	1	Tachimetro contachilometri	Speedometer Km.	Compter Kilometer	Tachometer-Km
	3	29 76 72 60	1	Contagiri	Revolution counter	Compte tours	Drehzahlmesser
	4	28 76 04 10	1	Trasmissione contachilometri	Speedometercable	Câble compt. tours	Drehzahlmesser kabel
	5	17 76 83 60	1	Rinvio a 90°	Drive gear 90°	Prise tachymetrique 90°	Tachometerantrib 90°
	6	30 75 83 30	1	Spia luce (arancione)	Warning light (orage)	Lampe temoin (orange)	Warnleuchte (orange)
	6	30 75 80 00	2	Spia luce (verde)	Warning light (green)	Lampe temoin (vert)	Warnleuchte (grün)
	6	30 75 81 00	2	Spia luce (rossa)	Warning light (red)	Lampe temoin (rouge)	Warnleuchte (rot)
	6	30 75 82 00	1	Spia luce (blu)	Warning light (blue)	Lampe temoin (bleu)	Warnleuchte (blau)
	7	93 45 01 34	6	Lampada (12V-2W)	Lamp (12V-2W)	Lampe (12V-2W)	Lampe (12V-2W)
	8	30 76 63 30	1	Decalcomania "CHECK LAMP"	"CHECK LAMP" Decal	Décal "CHECK LAMP"	Abziehbild "CHECK LAMP"
	9	30 78 25 00	1	Commutatore accensione-bloccasterzo	Ignition switch	Contacteur d'allumage	Zündschalter
	10	30 78 36 30	1	Protezione commutatore	Switch guard	Protection de commut.	Kontrollschalt. schutz
	11	97 26 04 25	4	Vite a rottura	Screw	Vis	Schraube
	12	95 00 02 08	2	Rondella	Washer	Rondelle	Scheibe
	13	12 76 33 00	1	Pignone condotto	Pinion	Pignon	Ritzel
	14	29 72 78 60	1	"Led" di controllo (rosso)	Control LED (red)	"LED" de contrôle (rouge)	Kontroll-LED (rot)
	15	29 76 49 60	1	Staffa fissaggio tachimetro contachilometri	Speedometer bracket	Etrier compte kilometr.	Buegel, Kilometerzähler
	16	29 76 78 60	2	Staffa fissaggio contagiri	Rev. counter bracket	Etrier compte tours	Buegel, Drehzählmesser
	17	30 57 79 30	1	Guarnizione	Gasket	Joint	Dichtung
	18	30 76 06 30	2	Portalampada	Lamp holder	Douille d'ampoule	Lampen fassung
	19	14 76 61 10	1	Corona dentata	Ring gear	Couronne dentée	Zahnkranz
	20	17 76 21 50	2	Lampada (12V-3W)	Lamp (12V-3W)	Lampe (12V-3W)	Lampe (12V-3W)
	21	28 74 57 61	1	Interruttore luci d'emergenza	Switch	Interrupteur	Schalter
	22	14 76 25 10	1	Rinvio contachilometri	Transmiss. speedometer	Renvoi compt.-kilom.	Vorgelege Km-zähler

E3

IMPIANTO ILLUMINAZIONE ANT. ACUSTICO FRONT LIGHTING AND ACOUSTIC SYSTEM	INSTALL ECALIRAGE AV. ET ACOUSTIQUE SYSTEME VORD. BELEUCHTUNG UN SIGNALHORN ANLAGE		Tavola - Drawing Table - Bild 28

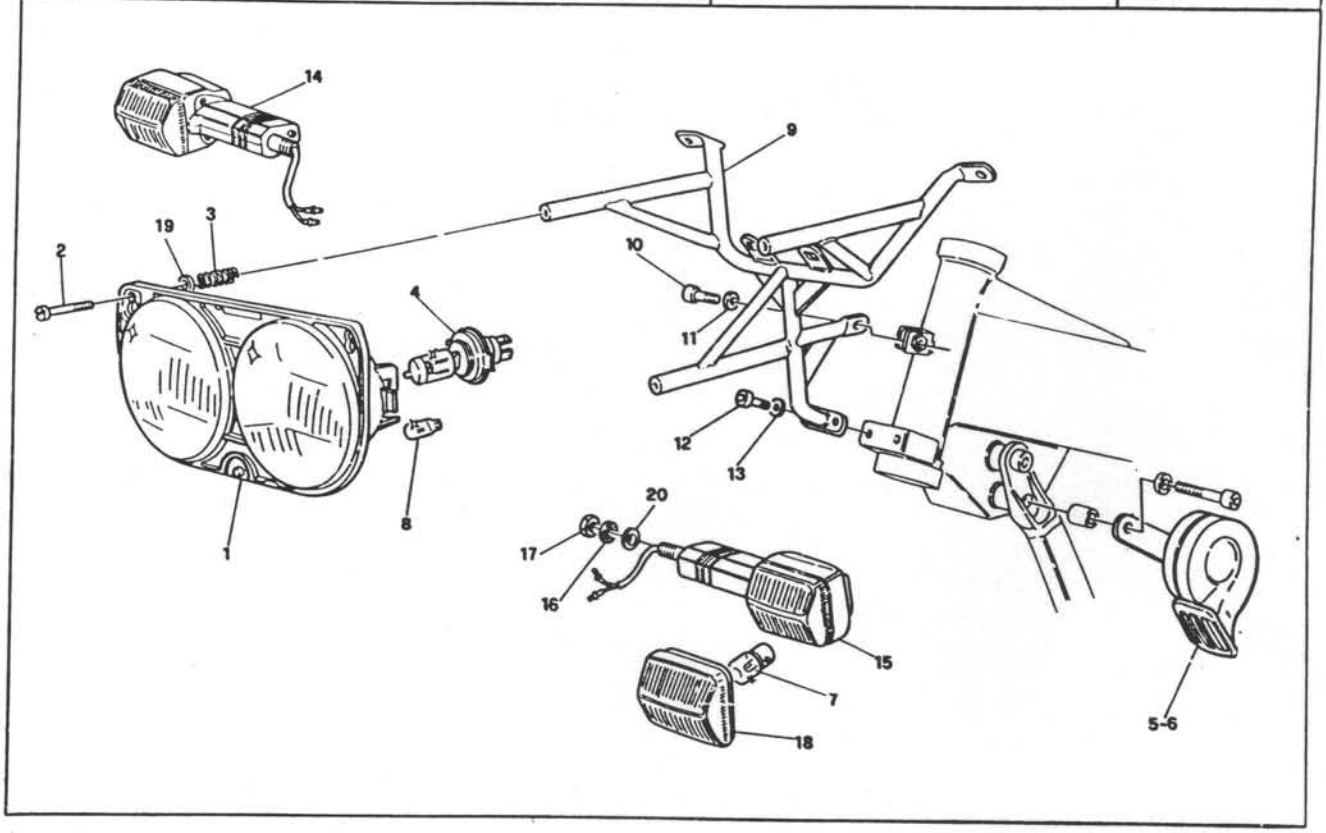

E4

IMPIANTO ILLUMINAZIONE ANT. E ACUSTICO FRONT LIGHTING AND ACOUSTIC SYSTEM	INSTALL. ECALIRAGE AV. ET ACOUSTIQUE SYSTEME VORD. BELEUCHTUNG UN SIGNALHORN ANLAGE		Tavola - Drawing Table - Bild 28

NOTE NOTES NOTES MARKE	POS. N.	N. COD. CODE No. Nr. CODE CODE Nr.	Q.TA Q.TY Q.TE M.GE	DENOMINAZIONE	DESCRIPTION	DESIGNATION	BEZEICHNUNG
	1	30 74 05 30	1	Gruppo proiettori ant.	Headlight assy	Projecteur compl.	Scheinwerfer Kpl.
	2	98 20 25 30	3	Vite	Screw	Vis	Schrsube
	3	94 32 11 05	3	Molla	Spring	Ressort	Feder
	4	30 53 05 50	2	Lampada alogena (12V-35/35 W)	Lamp (12V-35/35 W)	Lampe (12V-35/35 W)	Lampe (12V-35/35 W)
	5	28 74 37 60	1	Tromba tono acuto (H)	Horn treble (H)	Klakson ton aigu (H)	Signal hupe (H)
	6	28 74 37 61	1	Tromba tono grave (L)	Horn bass (L)	Klakson ton grave (L)	Signal hupe (L)
	7	93 45 01 27	2	Lampada (12V-10W)	Lamp	Lampe	Lampe
	8	17 76 21 50	2	Lampada (12V - 3W)	Lamp	Lampe	Lampe
	9	30 57 86 30	1	Telaietto supporto faro	Head-light support	Support phare	Scheinwerferhalter
	10	98 62 24 15	1	Vite	Screw	Vis	Schrsube
	11	95 00 02 08	1	Rondella	Washer	Rondelle	Scheibe
	12	98 62 23 16	2	Vite	Screw	Vis	Schrsube
	13	95 00 42 06	2	Rondella	Washer	Rondelle	Scheibe
	14	31 75 06 30	1	Indicatore di direzione Dx.	R.H. blinker	Clignotant D.	Blinklicht, R.
	15	31 75 16 30	1	Indicatore di direzione Sx.	L.H. blinker	Clignotant G.	Blinklicht, L.
	16	95 02 11 12	2	Rondella dentellata	Washer	Rondelle	Scheibe
	17	92 60 25 12	2	Dado	Nut	Ecrou	Mutter
	18	31 75 37 30	2	Coppetta per indicatore	Protection cap	Cabochon	Blinkerkappe
	19	95 00 02 05	3	Rondella	Washer	Rondelle	Scheibe
	20	95 00 02 13	2	Rondella	Washer	Rondelle	Scheibe

E5

IMPIANTO ILLUMINAZIONE POST. REAR LIGHTING SYSTEM	ECLAIRAGE SYSTEM AR. BELEUCHTUNG ANLAGE, HINT		Tavola - Drawing Table - Bild	29

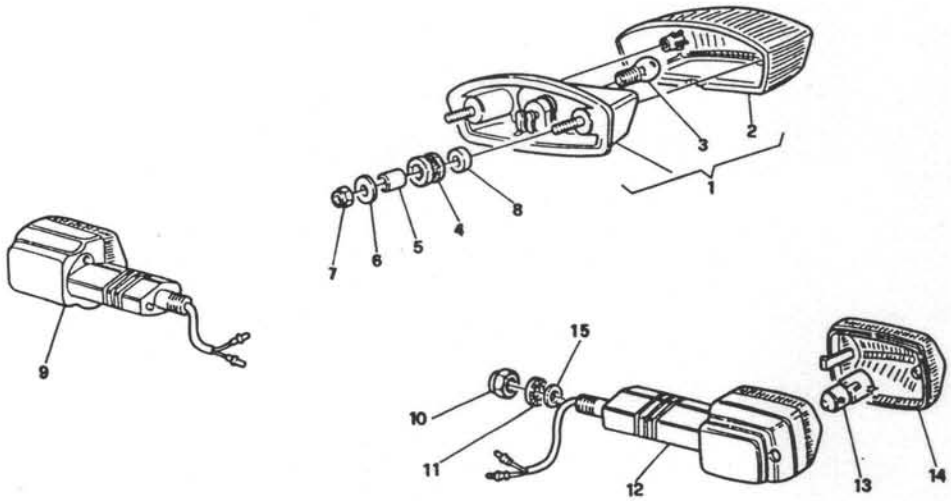

E6

IMPIANTO ILLUMINAZIONE POST. REAR LIGHTING SYSTEM	ECLAIRAGE SYSTEM AR. BELEUCHTUNG ANLAGE, HINT		Tavola - Drawing Table - Bild	29

NOTE NOTES NOTES MARKE	POS. N.	N. COD. CODE No Nr. CODE CODE Nr.	Q.TA Q.TY Q.TE M.GE	DENOMINAZIONE	DESCRIPTION	DESIGNATION	BEZEICHNUNG
	1	31 74 09 60	1	Fanalino post.	Tail light	Feu arrière	Rücklicht, Kpl.
	2	31 74 17 60	1	Coppetta fanalino	Protection cap	Catadioptre	Ruckstrahler
	3	93 45 02 24	1	Lampada (12V - 21/5W)	Lamp	Lampe	Lampe
	4	91 55 10 85	2	Gommino	Rubber	Caoutchouc	Gummistück
	5	91 18 06 07	2	Distanziale	Spacer	Entretoise	Distanzstueck
	6	95 10 01 26	2	Rondella	Washer	Rondelle	Scheibe
	7	92 63 01 06	2	Dado autobloccante	Nut	Ecrou	Mutter
	8	91 18 06 05	2	Distanziale	Spacer	Entretoise	Distanzstueck
	9	31 75 16 30	1	Indicatore di direzione Dx.	P.H. Blinker	Clignotant D.	Blinklicht R.
	10	92 60 25 12	2	Dado	Nut	Ecrou	Mutter
	11	95 02 11 12	2	Rondella dentellata	Washer	Rondelle	Scheibe
	12	31 75 06 30	1	Indicatore di direzione Sx.	L.H. Blinker	Clignotant G.	Blinklicht L.
	13	93 45 01 27	2	Lampada (12V-10W)	Lamp	Lampe	Lampe
	14	31 75 37 30	2	Coppetta indicatore	Protection cap	Cabochon	Blinkerkappe
	15	95 00 02 13	2	Rondella	Washer	Rondelle	Scheibe

E7

MOTORINO AVVIAMENTO «VALEO» - COMPONENTI «VALEO» STARTING MOTOR - PARTS	DEMARREUR «VALEO» - PIECES ANLASSMOTOR «VALEO» - ERSATZTEILE		Tavola - Drawing Table - Bild	30

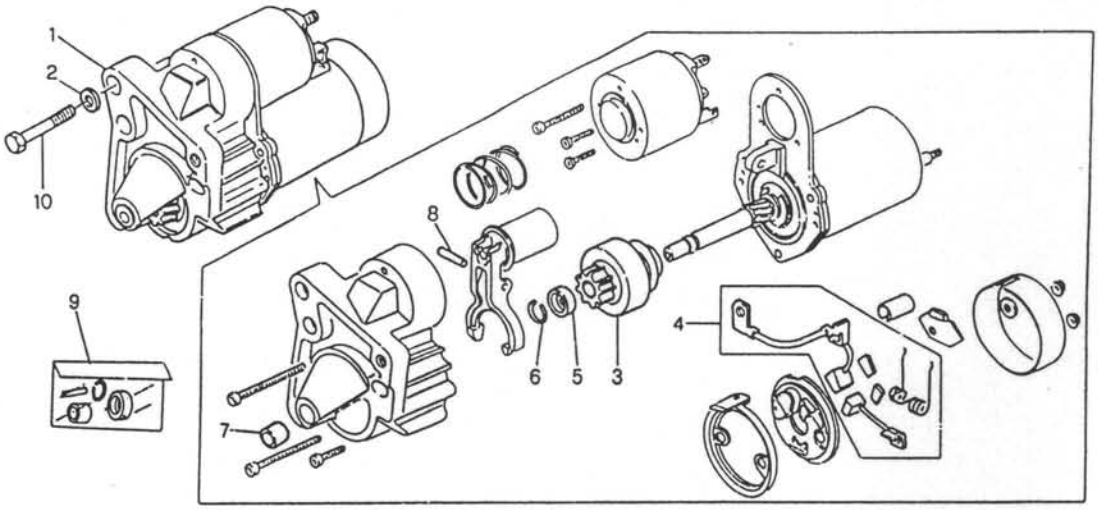

E8

MOTORINO AVVIAMENTO «VALEO» - COMPONENTI «VALEO» STARTING MOTOR - PARTS	DEMARREUR «VALEO» - PIECES ANLASSMOTOR «VALEO» - ERSATZTEILE		Tavola - Drawing Table - Bild	30

NOTE NOTES NOTES MARKE	POS. N.	N. COD. CODE No Nr. CODE CODE Nr.	Q.TA Q.TY Q.TE M.GE	DENOMINAZIONE	DESCRIPTION	DESIGNATION	BEZEICHNUNG
	1	30 73 07 10	1	Motorino avviamento «Valeo»	«Valeo» starting motor	Demarreur «Valeo»	Anlassmotor «Valeo»
	2	95 00 42 06	2	Rondella	Washer	Rondelle	Scheibe
	3	30 53 05 10	1	Pignone completo	Pinion, assy	Pignon, complète	Ritzel, kpl.
	4	30 53 05 11	1	Gruppo revisione spazzole	Brush revision set	Kit de revision brosse	Buerste rep. satz
	● 5		1	Anello di arresto	Stop ring	Bague d'arret	Stopring
	● 6		1	Anello di sicurezza	Snap ring	Bague d'arret	Seegerring
	● 7		1	Boccola	Bush	Douille	Buchse
	● 8		1	Spinotto	Pin	Pivot	Bolzen
	9	30 53 05 12	1	Gruppo revisione motorino avviamento	Start. motor revision set	Kit de revision demarreur	Anlassmotor rep. satz.
	10	98 05 24 75	2	Vite	Screw	Vis	Schraube

● **Ordinare il gruppo revisione motorino avviamento alla posizione 9.**
Order the starting motor overhaul group at the position 9.
Commander le groupe revision démarreur à la position 9.
Die Revisiongruppe für anlassmotor an die Stellung 9 bestellen.

E9

ALTERNATORE ALTERNATOR	ALTERNATEUR DREHSTROM		Tavola - Drawing Table - Bild	31

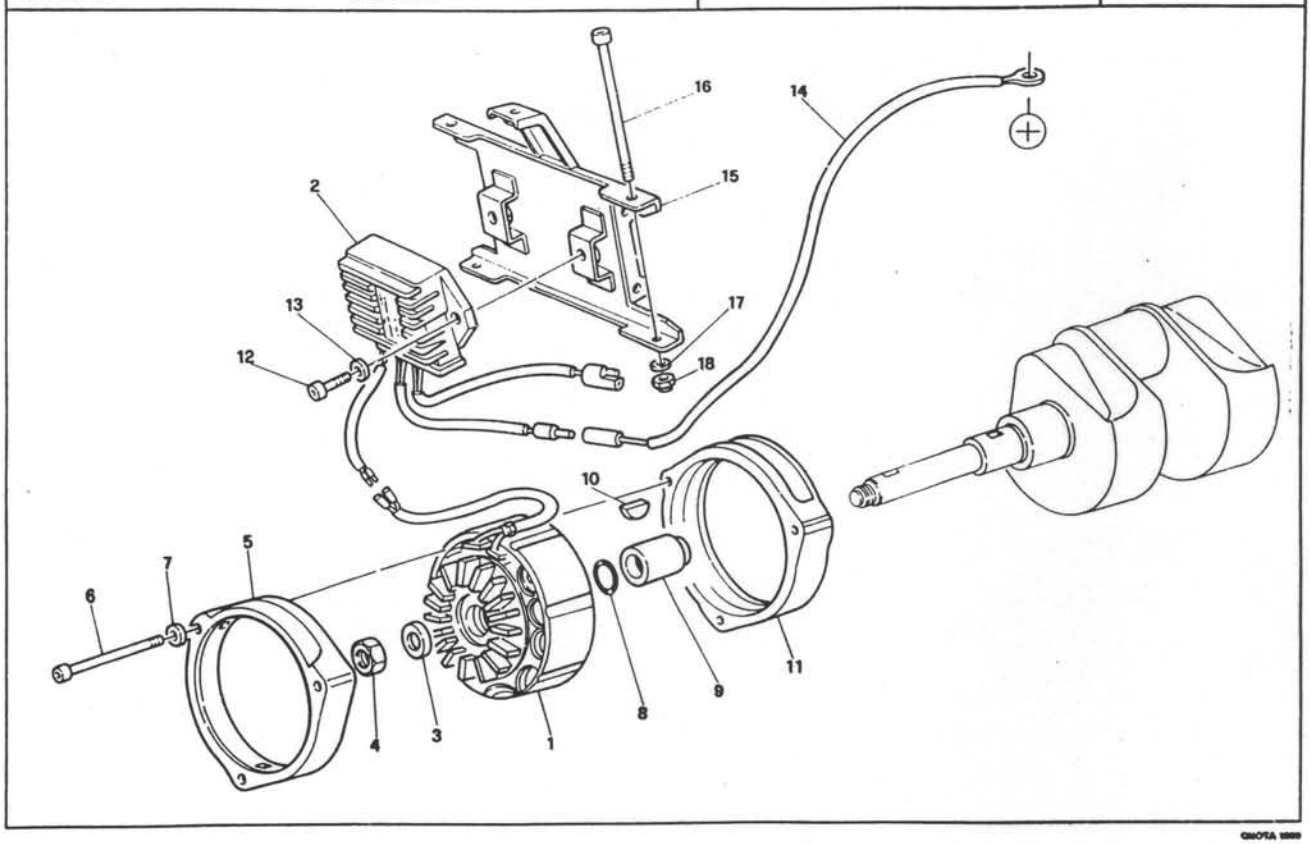

E10

ALTERNATORE ALTERNATOR	ALTERNATEUR DREHSTROM		Tavola - Drawing Table - Bild	31

NOTE NOTES NOTES MARKE	POS. N.	N. COD. CODE No. Nr. CODE CODE Nr.	Q.TÀ Q.TY Q'TE M.GE	DENOMINAZIONE	DESCRIPTION	DESIGNATION	BEZEICHNUNG
	1	30 71 24 00	1	Alternatore	Alternator	Alternateur	Drehstrom
	2	29 70 38 61	1	Regolatore	Regulator	Regulateur	Spannungsregler
	3	30 71 42 00	1	Rondella	Washer	Rondelle	Scheibe
	4	92 60 25 12	1	Dado	Nut	Ecrou	Mutter
	5	29 71 14 60	1	Calotta anteriore	Front calotte	Calotte AV.	Vorderkalotte
	6	98 62 02 65	3	Vite	Screw	Vis	Schraube
	7	29 21 79 60	3	Rondella	Washer	Rondelle	Scheibe
	8	90 70 61 78	1	Anello OR	Ring OR	Bague OR	Ring OR
	9	29 71 23 60	1	Distanziale	Spacer	Entretoise	Distanzstück
	10	91 60 04 50	1	Chiavetta	Woodruff key	Clè	Passfeder
	11	29 71 19 60	1	Calotta posteriore	Cap	Calotte	Kappe
	12	98 62 23 14	2	Vite	Screw	Vis	Schraube
	13	61 01 38 00	2	Rondella	Washer	Rondelle	Scheibe
	14	29 72 64 61	1	Cavo batteria-regolatore	Cable from battery to regulator	Cable batterie regulateur	Batterie-Spannungsregler Kabel
	15	30 40 74 30	1	Piastra supporto regolatore	Plate	Plaque	Platte
	16	98 61 03 99	2	Vite	Screw	Vis	Schraube
	17	95 00 42 06	4	Rondella	Washer	Rondelle	Scheibe
	18	92 63 02 06	2	Dado	Nut	Ecrou	Mutter

E11

DISPOSITIVI ACCENSIONE ELETTRONICA ELECTRONIC IGNITION DEVICE	DISPOSITIFS D'ALLUMAGE ELECTRONIQUE ELEKTRONISCHE ZÜNDVORRICHTUNGEN		Tavola - Drawing Table - Bild 32

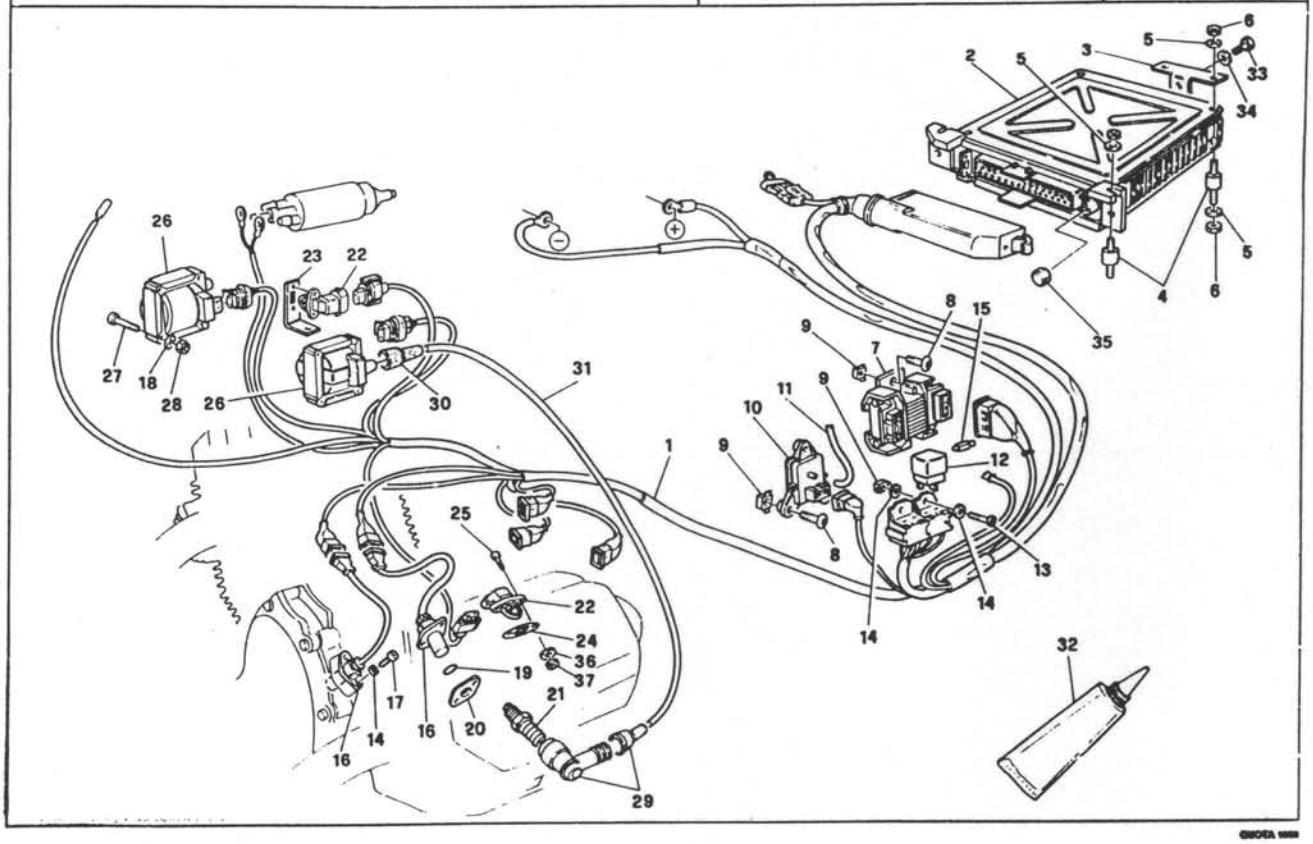

E12

DISPOSITIVI ACCENSIONE ELETTRONICA ELECTRONIC IGNITION DEVICE	DISPOSITIFS D'ALLUMAGE ELECTRONIQUE ELEKTRONISCHE ZÜNDVORRICHTUNGEN		Tavola - Drawing Table - Bild 32

NOTE NOTES NOTES MARKE	POS. N.	N. COD. CODE No. Nr. CODE CODE Nr.	Q.TA Q.TY Q.TE M.GE	DENOMINAZIONE	DESCRIPTION	DESIGNATION	BEZEICHNUNG
	1	30 72 58 30	1	Gruppo cavi accensione/iniezione	Cable kit	Kit de câbles	Kabelsatz
	2	30 72 95 30	1	Centralina elettronica	Electronic control unit	Bloc electronique	Elektronischen-Schaltgerät
	3	30 72 38 30	1	Piastrino fissaggio centralina	Plate	Plaque	Platte
	4	93 21 13 15	4	Fissaggio elastico	Fairing	Element antivibrant	Verkleidung
	5	95 10 00 64	6	Rondella	Washer	Rondelle	Scheibe
	6	92 63 01 05	6	Dado	Nut	Ecrou	Mutter
	7	29 72 44 60	1	Modulo di potenza	Electronic central unit	Distributeur électronic	Elektronische Zetraniage
	8	98 23 06 16	5	Vite	Screw	Vis	Schraube
	9	92 66 06 01	7	Dado ingabbiato	Nut	Ecrou	Mutter
	10	29 72 70 61	1	Sensore pressione assoluta	Pressure switch	Pressostat	Druckwaechter
	* 11	823 946 060	–	Tubazione	Pipe	Tuyau	Rohr
	12	29 73 25 60	2	Teleruttore con fusibile	Remote switch	Tele-interrupteur	Fernschalter
	13	98 20 25 16	2	Vite	Screw	Vis	Schraube
	14	95 00 42 05	8	Rondella	Washer	Rondelle	Scheibe
	15	17 74 25 50	2	Fusibile (16A)	Fuse	Fusible	Sicherung
	16	29 72 16 60	2	Sensore fase e giri motore	Phase and engine rev sensors	Détecteur de phase et tours de moteur	Geber Phasen und Motordrehzahl
	17	98 62 22 10	4	Vite	Screw	Vis	Schraube
	18	95 00 42 04	4	Rondella	Washer	Rondelle	Scheibe
	19	90 70 61 41	2	Anello OR	Ring OR	Bague OR	Ring OR
	20	29 72 27 60	2	Guarnizione	Gasket	Joint	Dichtung
	21	30 71 70 31	2	Candela di accensione (NGK BP7ES)	Spark plug (NGK BP7ES)	Bougie d'allumage (NGK BP7ES)	Zündkerze (NGK BP7ES)
	21	29 71 70 60	2	Candela di accensione (BOSCH W5DC)	Spark plug (BOSCH W5DC)	Bougie d'allumage (BOSCH W5DC)	Zündkerze (BOSCH W5DC)
	22	30 72 93 30	2	Sensore temperatura aria/olio	Sensor	Capteur	Abtaster
	23	30 72 82 30	1	Piastrino supporto sensore	Plate	Plaque	Platte
	24	30 02 79 30	1	Guarnizione	Gasket	Joint	Dichtung
	25	98 61 01 10	4	Vite	Screw	Vis	Schraube
	26	30 71 65 00	2	Bobina di accensione	Ignition coil	Bobine d'allumage	Zünspule
	27	98 62 01 30	4	Vite	Screw	Vis	Schraube
	28	92 63 01 04	4	Dado	Nut	Ecrou	Mutter
	29	30 71 74 10	2	Attacco cavo candela	Spark plug cap	Embout de bougie	Zündkerzenstecker
	30	14 71 76 00	2	Cappuccio di protezione	Cap	Capuchon	Stecker
	31	17 71 83 50	2	Cavo A.T. Dx. e Sx.	R.H. - L.H. H.T. wire	Câble H.T. D. et G.	H.S. Leitung Re. und Li.
	32	00 01 04 02	1	Grasso per contatti centralina elettronica	Grease	Graissage	Schmierung
	33	98 05 42 10	1	Vite	Screw	Vis	Schraube
	34	29 21 79 60	1	Rondella	Washer	Rondelle	Scheibe
	35	29 72 97 62	1	Tappo inviolabilità	Plug	Bouchon	Stopfen
	36	95 12 00 32	4	Rondella	Washer	Rondelle	Scheibe
	37	92 60 10 03	2	Dado	Nut	Ecrou	Mutter

* Specificare le quantità in metri (1m-2m-ecc.)
Indicate quantity required in metres (1m-2m-etc.)
Indiquer quantités en mètres (1m-2m-etc.)
Lieferbarin Meter (1m-2m-etc. bestellen)

E13

IMPIANTO ELETTRICO ELECTRIC SYSTEM	INSTALLATION ELECTRIQUE ELEKTRISCHE - ANLAGE		Tavola - Drawing Table - Bild 33

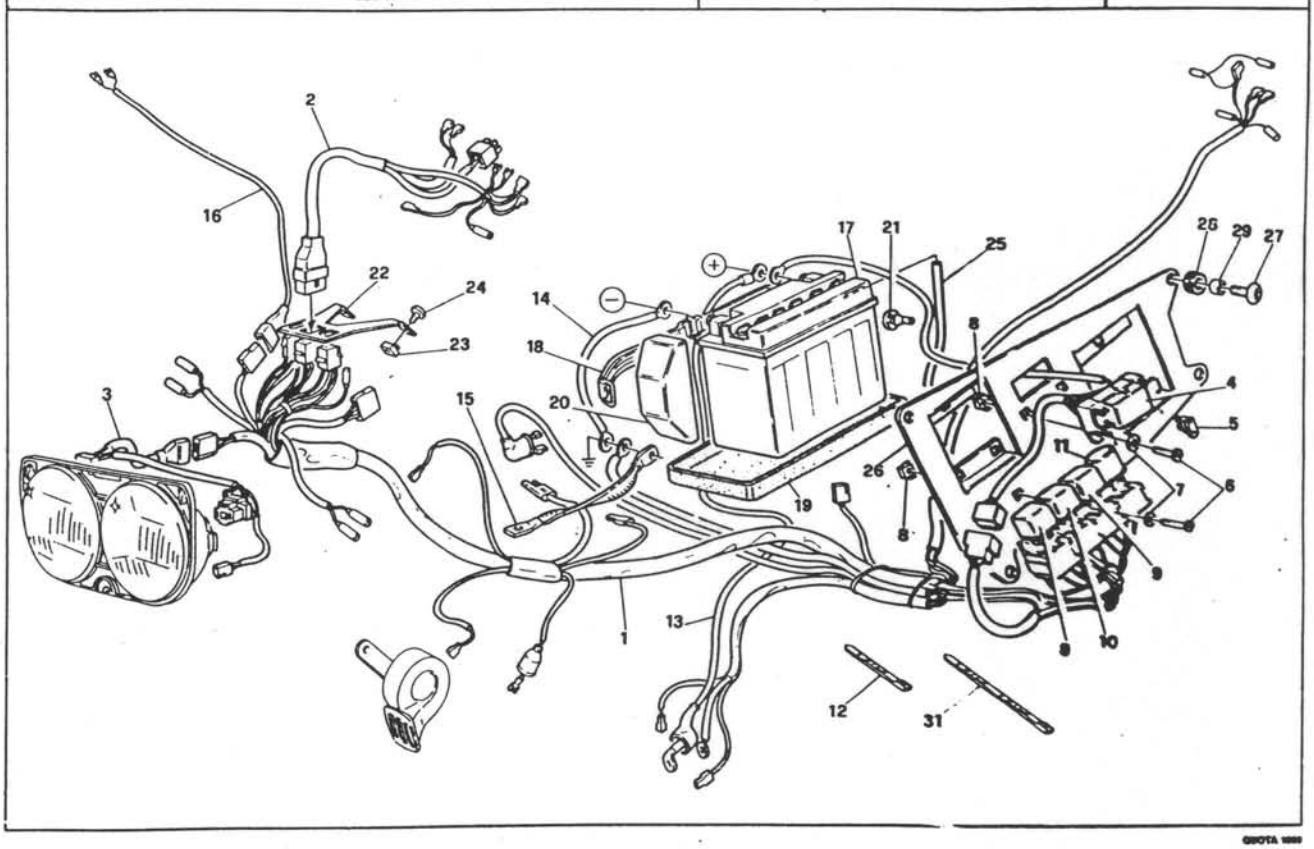

E14

IMPIANTO ELETTRICO ELECTRIC SYSTEM	INSTALLATION ELECTRIQUE ELEKTRISCHE - ANLAGE		Tavola - Drawing Table - Bild 33

NOTE NOTES NOTES MARKE	POS. N.	N. COD. CODE No. Nr. CODE CODE Nr.	Q.TA Q.TY Q.TE M.GE	DENOMINAZIONE	DESCRIPTION	DESIGNATION	BEZEICHNUNG
	1	30 74 71 30	1	Gruppo principale cavi	Main cable Kit	Kit de câbles	Kabelsatz
	2	30 74 72 30	1	Gruppo cavi cruscotto	Instrum. board cable kit	Groupe câbles tableau de board	Kabelbaum instrument brett
	3	30 74 74 30	1	Gruppo cavi faro anteriore	Front light cable kit	Groupe câbles pour project.	Kabelbaum kabelsatz
	4	30 74 30 00	1	Valvoliera portafusibili compl.	Fuse box	Boîte fusibles	Sicherungsplatte
	5	28 74 25 60	6	Fusibile	Fuse	Fusible	Sicherung
	6	98 20 25 16	4	Vite	Screw	Vis	Schraube
	7	95 10 00 59	4	Rondella	Washer	Rondelle	Scheibe
	8	92 66 05 01	4	Dado ingabbiato	Nut	Ecrou	Mutter
	9	28 73 25 60	2	Teleruttore trombe e fari	Remote-switch	Tele-interrupteur	Fernschalter
	10	30 73 25 10	1	Teleruttore avviamento	Remote-switch	Tele-interrupteur	Fernschalter
	11	17 75 05 20	1	Intermittenza	Device	Intermittence	Assetzung
	12	14 60 96 50	14	Fascetta	Clamp	Collier	Schelle
	13	30 74 84 30	1	Cavo da accumulatore a motorino avv.	Wire	Câble	Kabel
	14	19 74 80 00	1	Cavo da accumulatore a massa telaio	Wire	Câble	Kabel
	15	30 74 79 30	1	Treccia massa motore	Earth wire	Câble mise a terre	Massekabel
	16	30 72 46 30	1	Cavo interruttore stop ant.	Wire	Câble	Kabel
	17	31 70 45 60	1	Accumulatore 12V-20 Ah (YUASA-YU MICRON Y50-N18L-A)	Accumulator	Accumulateur	Speicher
	17	30 70 45 00	1	Accumulatore 12V-16 Ah (YUASA-YU MICRON YB 16B-A)	Accumulator	Accumulateur	Speicher
	18	30 70 48 30	1	Staffa	Bracket	Etrier	Buegel
	19	30 70 70 30	1	Vaschetta in gomma	Rubber step	Bac en caoutchouc	Gummiwanne
	20	14 70 53 50	1	Cuneo ancoraggio accumulatore	Key	Coin	Keil
	21	19 70 59 00	2	Gommino	Rubber	Caoutchouc	Gömmi
	22	28 74 97 78	1	Piastra porta connettori	Plate	Plaque	Platte
	23	92 66 06 01	2	Dado ingabbiato	Nut	Ecrou	Mutter
	24	98 32 60 14	2	Vite	Screw	Vis	Schraube
	● 25	823 945 060	-	Tubo sfiato	Pipe	Tuyau	Rohr
	26	30 47 26 30	1	Piastra supporto apparati elettrici	Plate	Plaque	Platte
	27	98 23 06 16	4	Vite	Screw	Vis	Schraube
	28	91 55 10 85	4	Gommino	Rubber	Caoutchouc	Gömmi
	29	91 18 06 07	4	Distanziale	Spacer	Entretoise	Distanzstück
	31	93 30 43 90	3	Fascetta lunga	Clamp	Collier	Schelle

● Specificare le quantità in metri (1m-2m-ecc.)
Indicate quantity required in metres (1m-2m-etc.)
Indiquer quantités en mètres (1m-2m-etc.)
Lieferbarin Meter (1m-2m-etc. bestellen)

E15

CAVALLETTO LATERALE (OPTIONAL) SIDE STAND (OPTIONAL)	BEQUILLE LATERALE (OPTIONAL) SEITENSTÄNDER (OPTIONAL)		Tavola - Drawing Table - Bild	34

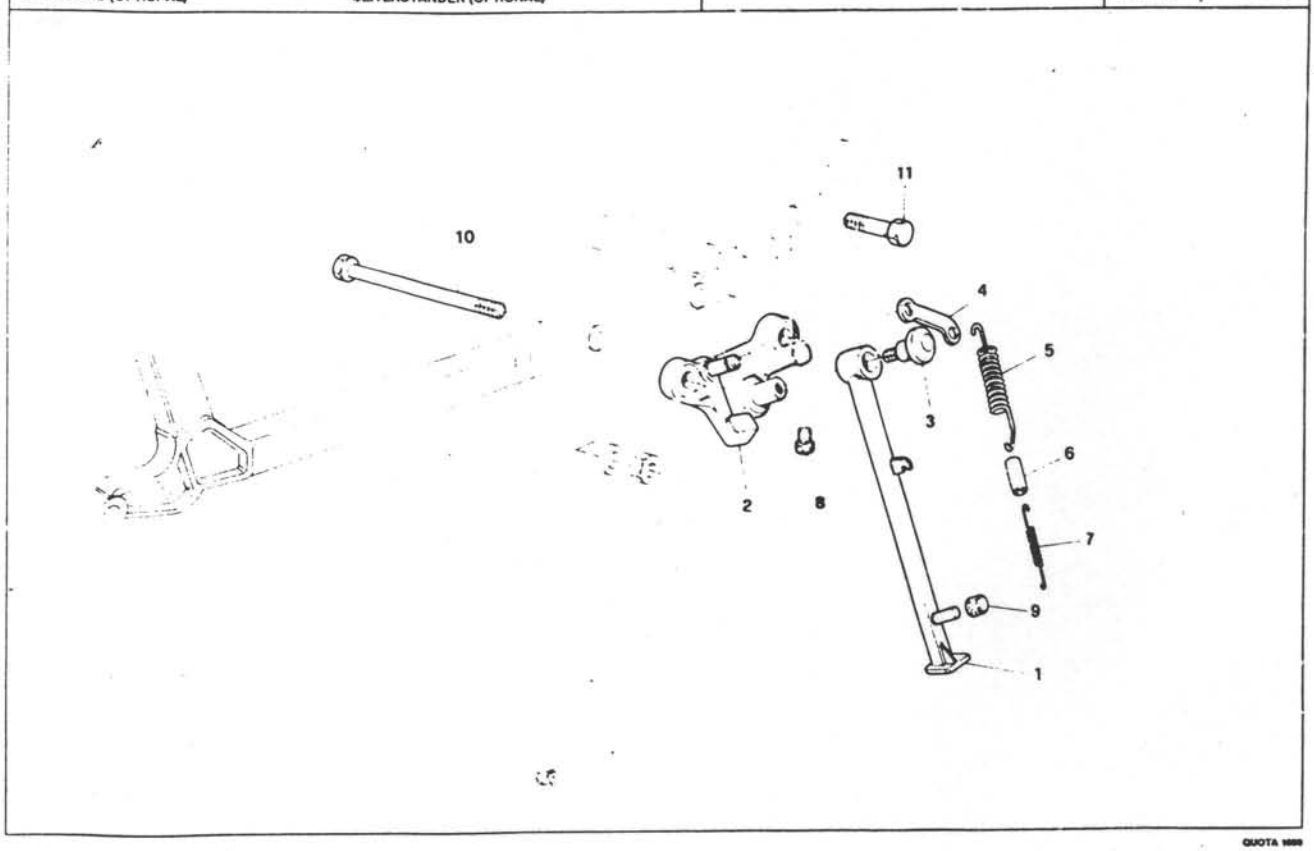

QUOTA 1000

E16

CAVALLETTO LATERALE (OPTIONAL) SIDE STAND (OPTIONAL)	BEQUILLE LATERALE (OPTIONAL) SEITENSTÄNDER (OPTIONAL)		Tavola - Drawing Table - Bild	34

NOTE NOTES NOTES MARKI	POS N	N COD CODE No № CODE CODE №	Q TA Q TY Q TE M GE	DENOMINAZIONE	DESCRIPTION	DESIGNATION	BEZEICHNUNG
	1	30 43 21 30	1	Braccio laterale	Side stand	Béquille latérale	Seitenständer
	2	30 43 34 30	1	Piastra attacco braccio laterale	Side stand plate	Plaque béquille latérale	Seitenständerplatte
	3	30 43 32 00	1	Vite	Screw	Vis	Schraube
	4	30 43 27 00	1	Piastrino	Plate	Plaque	Platte
	5	30 43 40 01	1	Molla esterna	Spring	Ressort	Feder
	6	30 43 38 00	1	Tubetto	Pipe	Tuyau	Rohr
	7	30 43 40 00	1	Molla interna	Spring	Ressort	Feder
	8	30 43 30 00	1	Tappo arresto braccio laterale	Plug	Bouchon	Stopfen
	9	14 42 38 00	1	Gommino	Rubber	Caoutchouc	Gummistück
	10	30 42 95 31	1	Tirante	Tie rod	Tirant	Spannstange
	11	98 05 25 65	1	Vite	Screw	Vis	Schraube
●	—	30 43 20 30/001	1	Kit cavalletto laterale	Side stand assy	Béquille latérale compl.	Seitenständer, kpl.

● **Comprende i particolari pos. 1-2-3-4-5-6-7-8-9-10-11**
Including parts pos. 1-2-3-4-5-6-7-8-9-10-11
Comprend les pièces pos. 1-2-3-4-5-6-7-8-9-10-11
Inklusive der Teile Pos. 1-2-3-4-5-6-7-8-9-10-11

QUOTA 1000

M1

INDICE NUMERICO - NUMERICAL INDEX - INDEX NUMERIQUE - NUMERISCHER INDEX

Codice	Coord.	N. Pos.	Codice	Coord.	N. Pos.	Codice	Coord.	N. Pos.	Codice	Coord.	N. Pos.
	E8	006	12.54.84.00	A14	015	14.21.22.10	B10	021	14.63.40.51	B10	014
	E8	005	12.61.61.00	D6	015	14.21.30.01	B14	012	14.63.44.00	B10	024
	E8	006	12.61.61.01	B10	005	14.21.36.12	B12	001	14.65.70.50	B14	017
	E8	007	12.61.61.02	B6	016	14.21.38.03	B8	004	14.70.53.50	E14	025
00.01.04.02	E12	032	12.61.61.02	B10	005	14.21.42.10	B12	018	14.71.76.00	E12	020
10.03.27.00	A6	002	12.61.61.03	B8	016	14.21.45.10	B12	013	14.76.25.10	E2	022
10.03.41.00	A6	034	12.61.61.03	B10	005	14.21.48.10	B12	011	14.76.61.10	E2	019
10.04.58.01	A10	027	12.76.33.00	E2	012	14.21.51.00	B12	014	17.03.40.50	A6	012
10.04.58.02	A12	027	13.08.19.00	A6	011	14.21.52.12	B12	017	17.04.50.50	A10	026
10.15.57.01	B4	015	13.03.68.01	A6	002	14.21.54.00	B12	016	17.04.58.60	A10	017
10.52.89.00	B8	026	13.03.70.00	A6	025	14.21.73.00	B12	016	17.06.79.00	A10	010
10.52.89.10	C2	005	13.03.72.00	A6	023	14.21.74.10	B12	002	17.23.47.60	B8	030
12.00.12.00	A2	016	13.03.74.00	A6	026	14.21.79.01	A14	035	17.33.59.50	B10	020
12.00.37.02	A2	024	13.03.76.00	A6	027	14.21.79.01	A14	037	17.35.02.50	C2	021
12.00.39.00	A2	002	13.08.41.00	B6	001	14.21.79.01	D6	006	17.35.04.00	C2	023
12.00.64.00	A16	017	13.14.83.00	D4	004	14.21.79.01	B8	020	17.35.07.00	C2	024
12.00.64.00	B4	009	13.21.15.00	B10	017	14.21.79.01	B12	031	17.35.14.00	C4	028
12.00.65.00	A14	017	14.00.32.40	A4	006	14.21.80.11	B12	012	17.35.46.50	C4	029
12.00.76.00	B4	027	14.00.35.00	A2	022	14.23.84.01	B10	007	17.35.54.00	C2	025
12.01.14.00	A2	030	14.00.36.00	A2	021	14.21.93.10	B12	014	17.35.54.02	C2	024
12.01.14.01	A2	030	14.00.38.00	A2	020	14.21.94.01	B10	013	17.35.54.04	C2	025
12.01.14.02	A2	030	14.01.19.00	A2	009	14.23.05.01	B12	026	17.35.54.06	C2	025
12.01.14.03	A2	030	14.01.19.01	A2	009	14.23.07.11	B12	019	17.35.54.08	C2	025
12.01.17.00	A2	031	14.01.19.02	A2	009	14.23.10.12	B12	008	17.35.54.10	C2	025
12.01.18.00	A2	029	14.01.19.03	A2	009	14.23.12.01	B12	027	17.35.54.12	C4	025
12.01.22.00	A2	010	14.01.84.00	A6	016	14.23.15.10	B10	022	17.63.35.50	B10	015
12.02.89.00	A2	007	14.02.08.65	A6	011	14.23.24.00	B12	025	17.63.41.50	B10	023
12.02.17.00	A6	018	14.02.20.65	A6	009	14.23.25.12	B12	009	17.66.10.50	B14	031
12.02.18.00	A6	017	14.02.35.60	A6	001	14.23.43.00	B12	023	17.66.76.51	B14	006
12.02.26.00	A6	013	14.02.37.60	A6	003	14.23.44.05	B12	020	17.71.83.50	E12	031
12.03.18.00	A6	037	14.03.02.00	A6	030	14.23.46.00	B12	024	17.74.25.50	E12	015
12.03.61.00	A6	029	14.03.04.00	A6	031	14.23.55.00	B12	021	17.75.05.20	E14	011
12.06.40.00	A10	029	14.03.48.65	A8	040	14.23.78.00	B8	014	17.76.21.50	E2	025
12.06.54.00	A10	002	14.03.68.60	A6	007A	14.33.52.03	B10	015	17.76.71.50	E4	008
12.06.77.01	A10	009	14.03.73.00	A6	024	14.33.53.03	B10	019	17.76.83.60	E2	005
12.08.23.00	B6	004	14.03.80.00	A6	028	14.33.68.03	B10	016	17.76.87.50	C4	008
12.08.28.00	B6	005	14.06.07.60	A10	019	14.42.38.00	E16	009	17.99.95.50	A4	034
12.08.29.01	B6	002	14.04.10.60	A10	021	14.42.98.00	C6	016	18.00.11.50	A2	013
12.08.70.01	B6	009	14.07.20.01	A10	004	14.43.29.00	C6	011	18.00.16.50	A2	020
12.10.84.00	A16	008	14.08.57.00	B6	006	14.43.32.00	C6	012	18.06.06.01	A10	025
12.10.84.00	B4	035	14.08.59.00	B6	007	14.43.34.00	A12	034	18.06.09.50	A10	020
12.15.07.00	B4	018	14.08.60.00	B6	005	14.51.67.00	B4	040	18.20.08.01	B8	011
12.15.09.00	B4	016	14.08.61.00	B6	010	14.53.70.00	B4	041	18.21.10.50	B10	019
12.15.42.00	B4	025	14.09.02.02	B6	012	14.54.70.01	B16	026	18.21.10.51	B10	015
12.15.42.00	B8	033	14.09.04.00	B6	014	14.54.78.00	B16	004	18.21.10.52	B10	015
12.15.78.00	B4	032	14.15.22.00	B4	010	14.60.96.50	B16	031	18.21.10.54	B10	015
12.15.90.00	B4	019	14.15.30.00	B4	013	14.60.96.50	E14	012	18.35.24.00	C2	015
12.20.72.00	B8	018	14.15.36.60	B4	022	14.61.59.01	A10	011	18.35.31.00	C2	012
12.20.77.00	B8	015	14.15.82.00	B4	014	14.61.59.01	A10	008	18.54.80.00	E16	009
12.21.17.00	B10	012	14.15.88.00	B4	021	14.61.59.01	A14	007	19.14.98.00	B12	027
12.32.77.00	B16	016	14.20.11.10	B8	010	14.61.59.01	B2	008	19.15.78.00	B14	030
12.35.11.00	C2	011	14.20.49.55	B8	027	14.61.59.01	C2	004	19.25.62.20	B17	003
12.35.52.02	C2	018	14.21.05.13	B10	014	14.61.59.01	C4	031	19.35.12.00	B8	023
12.35.52.03	C2	018	14.21.07.02	B10	005	14.61.59.01	C6	028	19.35.12.30	C2	001
12.35.63.00	C4	030	14.21.11.10	B10	006	14.61.59.01	C10	004	19.35.53.20	C2	014
12.43.30.00	B14	036	14.21.12.01	B10	009	14.61.59.01	C10	017	19.35.53.21	C2	019
12.43.40.01	C6	033	14.21.16.00	B10	011	14.61.59.01	B8	008	19.35.53.22	C2	019
12.54.72.00	B10	005	14.21.20.13	B10	017	14.61.59.01	B10	013	19.35.53.23	C2	019

M2

INDICE NUMERICO - NUMERICAL INDEX - INDEX NUMERIQUE - NUMERISCHER INDEX

Codice	Coord.	N. Pos.	Codice	Coord.	N. Pos.	Codice	Coord.	N. Pos.	Codice	Coord.	N. Pos.
19.35.53.24	C2	019	28.35.03.45	C2	002	30.02.21.10	A6	005	30.12.30.30	B2	016
19.35.53.25	C2	019	28.57.65.90	C14	026	30.02.22.10	A6	006	30.12.34.00	B2	011
19.35.53.26	C2	019	28.63.33.00	B10	011	30.02.36.30	A6	001A	30.12.36.30	B2	012
19.35.53.27	C2	019	28.73.25.60	E14	009	30.02.77.30	A8	044	30.12.39.30	B2	010
19.35.53.28	C2	019	28.74.25.60	E14	005	30.02.79.30	A8	045	30.12.69.30	B2	017
19.35.53.29	C2	019	28.74.37.60	E4	005	30.02.79.30	C12	024	30.13.28.30	B16	013
19.70.59.00	E14	021	28.74.37.61	E4	006	30.03.60.10	A6	021	30.14.64.00	B4	001
19.74.80.00	E14	014	28.74.57.61	E2	023	30.03.61.10	A6	022	30.14.77.00	B4	002
23.92.22.10	C12	003	28.74.97.78	E14	022	30.05.76.10	A12	037	30.15.74.30	B4	031
25.65.61.00	B12	006	28.76.04.10	C2	024	30.06.01.10	A6	010	30.20.02.00	B8	001
25.65.61.00	B14	019	28.92.99.40	E16	023	30.06.01.11	A8	042	30.20.52.00	B8	046
25.65.61.02	B4	023	29.00.07.35	A2	001	30.06.04.10	A10	018	30.20.52.00	C4	033
27.11.76.15	B16	020	29.20.14.53	A2	015	30.06.15.00	A10	013	30.25.08.30	B17	012
27.25.10.15	B17	013	29.31.83.60	A4	038	30.06.20.00	A10	017	30.25.20.30	C6	013
27.25.10.17	B14	002	29.05.33.50	A10	028	30.06.20.01	A10	017	30.25.29.30	B17	015
27.44.02.10	C6	034	29.05.44.60	A10	030	30.06.20.02	A10	017	30.25.29.30	B14	004
27.44.11.10	C8	040	29.06.42.61	A10	001	30.06.20.03	A10	017	30.25.69.30	B17	010
27.44.11.10	C4	035	29.06.70.60	A10	002	30.06.22.00	A10	016	30.25.77.30	B17	007
27.44.22.10	C6	036	29.08.44.50	B6	007	30.06.18.10	B10	003	30.32.60.30	B16	017
27.53.05.03	B4	005	29.09.30.70	B16	011	30.10.02.30/100	C16	001	30.40.01.30	C6	001
27.53.05.04	B4	006	29.10.54.60	C16	011	30.10.02.31	C16	001	30.40.74.30	C10	015
27.53.05.05	B4	007	29.10.58.60	A16	010	30.10.02.32	C16	001	30.41.43.30	B2	015
27.53.05.06	B4	008	29.10.60.61	A16	011	30.10.17.00	C16	004	30.42.03.30	C6	002
27.53.05.10	B4	017	29.10.72.50	A16	001	30.10.17.30	C16	012	30.42.03.31	C6	002A
27.53.05.11	B4	018	29.10.73.60	A16	003	30.10.18.30	C16	012	30.42.21.30	C6	003
27.53.05.20	B4	033				30.10.23.30	C16	003	30.42.42.30	C6	030
27.53.05.21	B4	037	29.10.91.50	A16	009	30.10.30.30	C16	010	30.42.50.30	B8	039
27.59.30.75/100	B16	029	29.10.91.61	A16	016	30.10.32.30	C16	016	30.42.53.30	A14	023
27.60.10.15	B16	005	29.11.27.60	A16	018	30.10.37.30	C16	006	30.42.56.30	C10	001
27.60.12.15	B16	006	29.11.38.60	A16	012	30.10.41.00	C16	002	30.42.70.30	C6	029
27.60.18.15	B16	026	29.21.79.60	B12	035	30.10.46.30	C16	007	30.42.95.30	C6	020
27.60.25.15	B16	007	29.21.79.50	E10	007	30.10.61.30	A16	007	30.42.95.31	E16	010
27.60.30.16	B16	010	29.21.79.60	E12	034	30.10.65.30	A16	002	30.42.96.30	C6	023
27.60.34.00	B16	033	29.32.63.30	B16	015	30.10.79.30	A16	022	30.43.03.30	C6	010
27.60.35.16	B16	015	29.35.67.50	C2	013	30.10.80.30	A16	024	30.43.20.30/001	E16	
27.60.37.15	B16	019	29.53.05.61	A14	036	30.10.82.30	A16	015	30.43.21.30	E16	001
27.60.38.15	B16	016	29.57.78.60	C12	011	30.10.87.31	A16	021	30.43.27.00	E16	004
27.60.44.15	B16	017	29.57.78.60	B2	027	30.10.92.30	A16	023	30.43.30.30	E16	008
27.60.45.15	B16	025	29.70.38.61	E10	002	30.10.93.30	B2	004	30.43.32.30	E16	003
27.60.57.15	B16	004	29.71.14.60	E10	005	30.10.93.31	A16	010	30.43.34.30	E16	002
27.61.17.10	B8	003	29.71.19.60	E10	011	30.11.26.30	A14	031	30.43.35.30	C6	019
27.61.17.10	B10	004	29.71.23.60	E10	009	30.11.29.30	A14	034	30.43.38.00	E16	006
27.65.94.15	B16	027	29.71.70.60	E12	021	30.11.34.30	A14	028	30.43.40.00	E16	007
27.66.38.15	B16	008	29.72.16.60	E12	016	30.11.36.00	A14	027	30.43.40.01	E16	005
27.66.70.15	B14	014	29.72.27.60	E12	020	30.11.37.30	A14	026	30.43.44.30/100	B2	001
27.73.80.15	B16	009	29.72.44.60	E12	007	30.11.39.30	A14	002	30.43.44.31	B2	001
27.73.88.15	B16	018	29.72.64.61	E10	014	30.11.43.30	A14	018	30.43.44.32	B2	001
28.00.72.50	B4	026	29.72.70.61	E12	010	30.11.44.30	A14	008	30.43.66.30	B2	002
28.05.80.60	A12	036	29.72.78.60	E2	014	30.11.50.30	A14	011	30.43.70.30	B2	005
28.06.12.60	A10	022	29.72.89.60	B2	018	30.11.50.31	A14	012	30.43.74.30	B2	019
28.15.05.60	B4	030	29.72.97.62	E12	035	30.11.57.30	A14	003	30.43.85.30	B2	007
28.15.39.60	B4	033	29.73.25.60	E12	012	30.11.69.30	A14	020	30.43.89.30	B2	010
28.15.70.50	B4	037	29.74.11.50	B12	005	30.12.75.30	B16	012	30.43.93.30	B2	011
28.15.79.50	B4	036	29.76.49.60	E2	015	30.12.09.30	B2	001	30.44.06.30	C10	025
28.21.73.50	B12	029	29.76.72.60	E2	003	30.12.09.31	B2	002	30.44.35.30	C6	024
28.23.62.60	B17	001	29.76.78.60	E2	016	30.12.10.30	B2	007	30.44.46.30	C10	014
28.23.82.60	B17	002	29.89.90.00	A2	033	30.12.12.30	B2	006	30.44.47.30	C10	015
28.25.01.60	B17	006	30.00.49.10	A2	026	30.12.19.30	B2	022	30.44.60.30	C6	027

M3

INDICE NUMERICO - NUMERICAL INDEX - INDEX NUMERIQUE - NUMERISCHER INDEX

Codice	Coord.	N. Pos.	Codice	Coord.	N. Pos.	Codice	Coord.	N. Pos.	Codice	Coord.	N. Pos.
30.46.05.30	C16	026	30.56.20.30	B6	007	30.65.93.30	B12	004	31.74.58.60	B2	021
30.46.43.30	C10	007	30.56.26.30	B6	004	30.66.01.30	B12	001	31.75.06.30	E4	014
30.46.64.30/100	C12	021	30.56.29.31	B6	010	30.66.02.30	B12	005	31.75.06.30	E6	012
30.46.64.31	C12	021	30.56.30.30	B6	011	30.66.11.30	B12	002	31.75.16.30	E4	015
30.46.64.32	C12	021	30.57.03.30/100	C12	019	30.66.13.30	B12	003	31.75.16.30	E6	009
30.46.65.30	C10	009	30.57.03.31	C12	019	30.66.56.30	B14	016	31.75.37.30	E4	018
30.46.82.30	B2	025	30.57.03.32	C12	019	30.66.77.30	B14	015	31.75.37.30	E6	014
30.47.26.30	E14	026	30.57.04.30/100	C12	020	30.66.87.30	B14	013	39.47.46.00	B2	032
30.47.46.30	B2	031	30.57.04.31	C12	020	30.67.50.30	B14	017	39.61.52.01	B8	006
30.47.62.30/100	C12	022	30.57.04.32	C12	020	30.67.70.30	B14	001	43.08.38.10	B12	003
30.47.62.31	C12	022	30.57.54.30/100	C12	001	30.67.70.31	B14	001	51.60.98.00	C10	021
30.47.62.32	C12	022	30.57.54.31	C12	001	30.70.45.30	E14	017	55.23.50.00	B12	022
30.47.63.30/100	C14	023	30.57.54.32	C12	001	30.70.48.30	E14	018	55.23.50.01	B12	022
30.47.63.31	C14	023	30.57.58.30	C12	017	30.70.70.30	E14	019	55.23.50.02	B12	022
30.47.63.32	C14	023	30.57.58.31	C12	018	30.71.24.00	E10	001	55.23.50.03	B12	022
30.47.96.30	D2	017	30.57.59.30/100	C12	016	30.71.42.00	E10	002	61.01.38.01	A16	[illegible]
30.49.02.30	B4		30.57.59.31	C12	016	30.71.65.00	E12	026	61.01.38.00	B2	027
30.49.31.30	B4	010	30.57.59.32	C12	016	30.71.70.31	E12	021	61.01.38.00	B2	029
30.49.40.30	B4	015	30.57.72.30	C12	002	30.73.74.10	E12	029	61.01.38.00	E10	013
30.50.02.30	B4	004	30.57.76.30	C14	025	30.72.38.30	E12	003	61.10.85.00	C16	008
30.50.06.30	B4	001	30.57.78.00	C12	0114	30.72.46.30	E14	016	61.27.03.00	A2	012
30.51.28.30	B4	016	30.57.78.30	C12	009	30.72.58.30	E12	001	61.27.03.00	A12	036
30.52.25.30	B4	035	30.57.79.30	E2	017	30.72.82.30	E12	023	61.27.03.00	B16	019
30.52.26.30	B4	029	30.57.86.30	E4	009	30.72.93.30	E12	027	61.27.03.00	C2	021
30.52.53.30	B4	021	30.58.29.30/100	B16	028	30.72.95.30	E12	002	65.66.35.00	B14	026
30.52.53.31	B4	020	30.58.29.31	B16	028	30.73.07.10	C2	021	66.44.07.30	C10	011
30.52.66.30	B4	034	30.58.29.32	B16	028	30.73.25.10	E14	010	66.44.12.30	C10	023
30.52.67.30	B4	022	30.59.30.30	B16	029	30.74.05.30	E4	001	66.44.16.30	C16	020
30.53.05.10	E8	003	30.59.30.31	B16	029	30.74.30.30	E14	004	66.44.18.30	C10	019
30.53.05.11	E8	004	30.60.01.30	B16	001	30.74.71.30	E14	001	66.44.32.30	C10	022
30.53.05.12	E8	009	30.60.43.30	B16	034	30.74.72.30	E14	002	66.46.68.15	C10	012
30.53.05.30	B4	031	30.60.48.30	B12	010	30.74.74.30	E14	003	66.46.81.15	C12	013
30.53.05.31	B4	024	30.60.48.30	B16	030	30.74.79.30	E14	015	66.53.05.05	B4	002
30.53.05.34	B4	025	30.60.55.30	B16	002	30.74.84.30	E14	012	66.65.47.30	B12	017
30.53.05.33	B4	026	30.60.56.30	B12	013	30.75.80.00	E2	006	66.65.68.30	B12	032
30.53.05.34	B4	023	30.61.03.30	B6	001	30.75.81.30	E2	006	66.65.90.30	B12	023
30.53.05.35	B4	028	30.61.16.30	B8	002	30.75.82.00	E2	006	66.65.91.30	B12	022
30.53.05.36	B4	027	30.63.33.31	B6	010	30.75.83.30	E2	006	90.11.81.52	A6	034
30.53.05.37	B4	030	30.63.41.30	B8	013	30.76.06.30	E2	016	90.27.10.20	B16	014
30.53.05.38	B4	037	30.61.58.30	B8	014	30.76.15.30	E2	022	90.27.20.47	B10	008
30.53.05.39	B4	036	30.61.63.30	B8	012	30.76.52.30	E2	009	90.27.20.62	B16	007
30.53.05.40	B4	039	30.62.03.30	B8	004	30.76.63.30	E2	007	90.28.00.06	C10	026
30.53.05.41	B4	011	30.63.06.30	B10	001	30.76.94.30	B16	021	90.35.10.37	A10	023
30.53.05.42	B4	012	30.63.11.30	B10	002	30.76.98.30	B16	022	90.35.30.16	A6	017
30.53.05.43	B4	013	30.63.14.30	B10	003	30.78.25.30	E2	009	90.40.20.26	B6	012
30.53.05.44	B4	003	30.63.24.30	B10	006	30.78.36.30	E2	010	90.40.28.40	A2	017
30.53.05.45	C16	017	30.63.57.31	B10	009	30.80.00.30	B16	024	90.40.30.40	B16	007
30.53.05.46	B12	012	30.63.58.30	B14	032	30.91.78.30	C14	030	90.40.35.47	B8	003
30.53.05.47	B12	011	30.65.22.30	B12	015	30.92.21.30	C14	033	90.40.35.48	B8	031
30.53.05.48	B12	026	30.65.23.30	B12	016	30.92.25.30	C14	032	90.40.38.50	C2	017
30.53.05.49	B12	025	30.65.26.30	B14	023	30.92.33.30	C14	028	90.40.53.67	A2	032
30.53.05.50	E4	004	30.65.30.30	B14	021	30.92.35.30	C14	031	90.40.70.85	C4	027
30.53.05.51	B4	014	30.65.46.30	B14	022	30.92.41.32	B2	030	90.70.60.90	A6	012
30.54.02.30	B16	001	30.65.46.31	B12	018	30.99.10.30	A4		90.70.61.40	B6	012
30.55.02.30	B6	001	30.65.56.30	B12	029	30.99.15.30	B8		90.70.61.41	B17	014
30.56.04.30	B6	009	30.65.71.30	B14	016	31.70.45.60	E14	017	90.70.61.41	E14	013
30.56.08.30	B6	013	30.65.75.30	B12	024	31.74.09.60	E6	001	90.70.61.41	E12	016
30.56.10.31	B6	006	30.65.88.30	B12	014	31.74.17.60	E6	002	90.70.61.70	B6	011

M4

INDICE NUMERICO - NUMERICAL INDEX - INDEX NUMERIQUE - NUMERISCHER INDEX

Codice	Coord.	N. Pos.	Codice	Coord.	N. Pos.	Codice	Coord.	N. Pos.	Codice	Coord.	N. Pos.
90.70.61.78	A4	037	92.60.22.25	A2	[illegible]	93.36.55.33	A14	009	95.10.01.41	C16	022
90.70.61.78	E12	006	92.60.23.25	E4	[illegible]	93.45.01.27	E4	007	95.10.01.42	B14	006
90.70.62.03	A6	014	92.60.23.12	C6	022	93.45.01.27	E6	[illegible]	95.10.02.23	G2	015
90.70.62.03	B10	006	92.60.23.16	B8	015	93.45.01.34	E2	[illegible]	95.10.02.50	B12	021
90.70.62.03	B8	024	92.60.23.16	B10	025	93.45.02.24	E6	009	95.10.02.51	B12	021
90.70.62.03	B12	031	92.60.25.26	B6	015	93.60.10.22	B10	[illegible]	95.10.02.56	C16	019
90.70.62.03	C2	007	92.60.25.12	B8	015	93.60.10.26	A10	[illegible]	95.10.05.23	B4	020
90.70.62.19	B12	026	92.60.25.12	E4	017	94.32.10.51	B10	016	95.10.06.51	B14	033
90.70.62.35	B10	004	92.60.25.12	E6	010	94.32.10.67	B8	[illegible]	95.10.07.09	A2	025
90.70.63.12	A4	039	92.60.25.12	E10	004	94.32.10.70	B16	014	95.12.00.32	E12	036
90.70.64.09	A14	010	92.60.25.18	A12	035	94.32.10.72	B4	017	95.12.00.65	A6	039
90.70.64.90	B10	017	92.63.01.04	B16	032	94.37.11.05	B6	012	95.12.00.65	A10	031
90.70.65.84	B16	013	92.63.01.04	E12	028	94.32.11.05	E4	003	95.12.00.65	B4	029
90.70.65.84	C2	016	92.63.01.05	B2	003	94.32.22.15	A6	035	95.12.00.85	B4	00.
90.71.83.70	D2	005	92.63.01.05	E12	006	94.32.22.15	C6	017	95.12.91.00	A14	005
91.11.15.11	A6	032	92.63.01.06	B17	006	95.00.02.04	B16	033	95.12.91.60	A6	016
91.11.21.27	A10	014	92.63.01.06	C12	007	95.00.02.05	E4	019	95.12.91.80	C6	015
91.18.06.05	E6	008	92.63.01.06	C16	002	95.00.02.06	B17	008	95.12.91.80	B14	025
91.18.06.07	E6	005	92.63.01.06	E6	007	95.00.02.06	C12	006	95.12.92.40	C6	007
91.18.06.07	E14	029	92.63.01.08	C6	025	95.00.02.06	C16	024	95.12.92.60	B14	005
91.18.06.08	C12	015	92.63.01.10	C6	016	95.00.02.06	B2	004	95.18.70.06	B4	012
91.18.08.17	C6	039	92.63.02.06	C12	013	95.00.02.06	C10	008	95.18.70.08	C2	022
91.18.10.06	B8	037	92.63.02.06	B2	014	95.00.02.08	E2	012	95.50.02.22	B6	017
91.18.19.23	C6	004	92.63.02.06	B12	024	95.00.02.08	E4	011	95.51.20.61	A2	008
91.55.10.62	B2	024	92.63.02.06	B14	009	95.00.02.13	C6	021	95.51.20.61	B8	009
91.55.10.03	C12	014	92.63.02.06	B16	014	95.00.02.13	E4	020	95.78.02.71	B6	016
91.55.10.85	E6	004	92.63.02.06	E10	010	95.00.02.13	E6	015	95.98.02.14	B6	025
91.55.10.85	E14	028	92.63.05.06	C6	013	95.00.12.06	B12	027	95.98.02.14	C2	036
91.55.11.66	C16	018	92.63.05.06	B2	009	95.00.12.08	B12	009	95.98.06.10	B8	034
91.60.04.50	E10	010	92.66.00.06	B2	[illegible]	95.00.42.04	E12	018	95.99.00.26	B12	007
91.70.23.55	A10	003	92.66.00.08	C10	007	95.00.42.05	A14	030	95.99.00.26	B14	020
91.90.63.09	A6	046	92.66.02.08	B2	014	95.00.42.05	E12	014	95.99.00.37	B4	024
92.20.10.70	C4	026	92.66.02.10	B6	006	95.00.42.06	A2	027	96.50.80.42	A8	041
92.20.14.17	B6	013	92.66.05.01	E14	005	95.00.42.06	A6	043	96.50.80.45	C2	003
92.20.42.17	B6	005	92.66.06.01	B2	020	95.00.42.06	A14	016	96.50.80.66	A2	005
92.20.42.20	B10	007	92.66.06.01	E12	019	95.00.42.06	C16	028	96.50.80.75	A2	004
92.20.42.30	B16	003	92.66.06.01	E14	023	95.00.42.06	B2	016	97.25.06.17	C14	024
92.21.84.24	B8	007	92.73.10.90	A10	015	95.00.42.06	B14	026	97.26.04.25	E2	017
92.23.47.17	B8	008	92.75.00.85	D2	000	95.00.42.06	E4	013	98.55.23.25	B17	004
92.24.92.17	B16	002	92.75.00.55	C2	005	95.00.42.06	E10	017	98.05.23.50	C16	021
92.24.92.25	B4	039	93.11.00.82	C16	023	95.00.42.08	A2	005	98.05.23.90	A2	026
92.24.92.27	C2	014	93.18.51.05	B16	012	95.00.42.08	B8	031	98.05.24.35	A12	034
92.25.10.22	B12	007	93.18.02.16	B2	029	95.00.42.08	C8	041	98.05.24.40	C10	005
92.25.10.30	B10	020	93.18.02.20	B6	020	95.00.42.08	E7	002	98.05.24.45	C10	006
92.25.10.30	B12	030	93.18.02.45	B8	036	95.00.42.10	C6	024	98.05.24.70	B8	007
92.25.20.30	B4	005	93.18.02.45	C4	032	95.02.11.06	B17	001	98.05.24.75	C2	010
92.25.22.10	B4	005	93.20.22.06	B2	018	95.02.11.06	B10	021	98.05.25.55	C6	014
92.25.43.40	C2	012	93.20.22.08	C6	028	95.02.11.12	C4	016	98.05.25.65	C16	011
92.25.62.16	B6	003	93.23.13.15	E12	004	95.02.11.12	C6	011	98.05.42.10	C12	033
92.25.85.25	B10	016	93.21.25.20	[illegible]	013	95.02.80.22	B10	007	98.05.42.16	C2	033
92.25.90.17	B12	006	93.22.20.20	A14	032	95.02.80.25	A10	005	98.05.43.12	B10	022
92.29.57.02	B12	015	93.22.20.20	C12	005	95.10.00.59	E14	007	98.05.43.14	A2	038
92.29.67.50	B10	018	93.23.16.35	C12	0124	95.10.00.64	E12	005	98.05.43.14	A14	024
92.60.10.33	E12	037	93.23.16.06	C12	012	95.10.01.16	A14	014	98.05.43.14	B4	019
92.60.12.08	B14	012	93.30.22.06	A14	021	95.10.01.19	A16	020	98.05.43.16	B2	012
92.60.13.12	C6	009	93.30.43.90	E14	031	95.10.01.23	B16	036	98.05.43.18	B4	028
92.60.20.10	A6	020	93.30.50.60	B16	010	95.10.01.28	B2	013	98.05.43.20	A10	030
92.60.22.20	B2	034	93.30.50.78	B16	011	95.10.01.28	E6	036	98.05.43.20	B2	003

M5

INDICE NUMERICO - NUMERICAL INDEX - INDEX NUMERIQUE - NUMERISCHER INDEX

Codice	Coord.	N. Pos.	Codice	Coord.	N. Pos.	Codice	Coord.	N. Pos.	Codice	Coord.	N. Pos.
98.05.44.16	C16	[illegible]	98.62.04.35	A14	[illegible]						
98.05.44.16	C16	[illegible]	98.62.04.60	[illegible]	[illegible]						
98.05.44.20	A10	[illegible]	98.62.05.57	D14	[illegible]						
98.05.44.25	A2	[illegible]	98.62.05.55	D6	[illegible]						
98.05.44.25	C2	[illegible]	98.62.05.77	D6	[illegible]						
98.07.44.30	D14	[illegible]	98.62.22.10	B12	[illegible]						
98.11.00.07	B2	003	98.62.22.14	B2	[illegible]						
98.20.04.08	A14	[illegible]	98.62.23.15	A16	[illegible]						
98.20.25.16	E12	[illegible]	98.62.23.14	[illegible]	[illegible]						
98.20.25.16	E14	[illegible]	98.62.23.14	[illegible]	[illegible]						
98.20.25.30	E4	[illegible]	98.62.23.16	B8	[illegible]						
98.23.05.16	[illegible]	[illegible]	98.62.23.16	E4	[illegible]						
98.23.05.15	C12	[illegible]	98.62.23.20	A14	[illegible]						
98.23.06.12	[illegible]	[illegible]	98.62.23.22	A2	[illegible]						
98.23.06.12	[illegible]	[illegible]	98.62.23.22	A2	[illegible]						
98.23.06.12	B2	[illegible]	98.62.23.22	A14	[illegible]						
98.23.06.16	C14	[illegible]	98.62.23.29	A2	[illegible]						
98.23.06.16	B2	[illegible]	98.62.24.12	[illegible]	[illegible]						
98.23.06.16	E12	008	98.62.24.20	A4	[illegible]						
98.23.06.16	C14	027	98.62.24.20	C6	[illegible]						
98.23.06.19	C12	010	98.62.24.30	D12	[illegible]						
98.23.06.22	C12	007	98.62.24.35	A14	[illegible]						
98.23.08.25	B8	011	98.62.24.55	B4	[illegible]						
98.23.08.25	B10	010	98.82.04.41	[illegible]	[illegible]						
98.23.03.40	B2	019	98.82.04.45	C12	[illegible]						
98.25.05.17	C10	025	98.82.23.16	B8	[illegible]						
98.25.05.16	B2	022	98.82.23.25	B8	[illegible]						
98.25.08.20	A4	040	99.21.03.11	C14	[illegible]						
98.25.08.50	C6	031	823533140	B4	[illegible]						
98.29.04.08	C10	024	823931070	C12	[illegible]						
98.31.06.30	A2	014	823942070	B4	[illegible]						
98.32.60.14	E14	024	823942070	B8	[illegible]						
98.34.60.10	A14	013	823944050	C16	[illegible]						
98.61.01.10	E12	025	823944055	B14	[illegible]						
98.63.02.45	A14	004	823945060	E14	[illegible]						
98.61.03.30	B14	007	823946060	E12	[illegible]						
98.61.03.99	E10	016	897393151	C14	[illegible]						
98.61.04.35	B16	018	897393227	C14	[illegible]						
98.61.04.35	C10	016									
98.61.04.40	B12	019									
98.61.05.30	C6	006									
98.61.05.50	C6	005									
98.61.22.16	B12	034									
98.61.23.12	A16	019									
98.61.23.16	B12	030									
98.61.23.20	A16	014									
98.61.23.20	B2	008									
98.61.24.25	C10	002									
98.61.36.25	C6	008									
98.62.01.30	E12	027									
98.62.02.35	A14	031									
98.62.02.60	A14	025									
98.62.02.65	E10	006									
98.62.03.25	B12	[illegible]									
98.62.03.35	A2	019									
98.62.03.35	B8	017									
98.62.03.35	B4	[illegible]									
98.62.03.55	A4	035									

M16

INDICE ANALITICO – ANALYTICAL INDEX – INDEX ANALYTIQUE – GRUPPENVERZEICHNIS

COORDINATE COORDINATE COORDONNEE KOORDINATE	DENOMINAZIONE	DESCRIPTION	DESIGNATION	BEZEICHNUNG
A1 - A4	Basamento e coperchi	Crankcase - Covers	Carter moteur - Couvercles	Kurbelgehäuseunt. - Deckel
A5 - A8	Testa - Cilindro	Head - Cylinder	Culasse - Cylindre	Kopf - Zylinder
A9 - A12	Imbiellaggio - Distribuzione	Connecting and timing system	Equipage mobile - Distribution	Pleuel - Steuerung
A13 - A14	Impianto alimentazione - Filtro aria	Fuel system - Air filter	Alimentation - Filtre à air	Kraftstoffzuführung - Luftfilter
A15 - A16	Impianto carburante	Feed assy	Alimentation compl.	Zufuhrung, kpl.
B1 - B2	Impianto scarico	Exhaust system	Systeme d'échappement	Auspuff
B3 - B4	Lubrificazione	Lubrication	Graissage	Schmierung
B5 - B6	Frizione	Clutch	Embrayage	Kupplung
B7 - B8	Scatola e coperchio cambio	Gearbox and cover	Boîte a vitesses et couvercle	Getirebegehäuse und deckel
B9 - B10	Albero primario cambio - Albero frizione	Main shaft - Clutch shaft	Arbre primaire - Arbre embrayage	Antriebwelle - Kupplungwelle
B11 - B12	Albero secondario cambio	Layshaft	Arbre secondaire	Antriebwelle
B13 - B14	Leva comando cambio	Shifter lever	Levier comm. boîte de vitesse	Gangschaltung hebel
B15 - B16	Forcellone posteriore	Rear fork	Fourche arrière	Hintergabel
C1 - C4	Trasmissione posteriore	Rear transmission	Transmission AR.	Radantriebe
C5 - C8	Telaio - Culle - Cavalletto centrale	Frame - Foot rest - Central stand	Châssis - Repose pieds - Béquille centrale	Rahmen - Fussraste - Zentralständer
C9 - C10	Telaio posteriore	Rear frame	Châssis arrière	Hinterrahmen
C11 - C14	Carrozzeria	Body	Carrosserie	Karrosserie
C15 - C16	Serbatoio carburante - Sella	Fuel tank - Seat	Reservoir carburant - Siège	Kräftstoffbehälter - Sattel
D1 - D2	Parafanghi	Mudguard	Garde boue	Kotflügel
D3 - D4	Forcella anteriore	Front fork	Fourche AV.	Vordere gabel
D5 - D6	Sospensione posteriore	Rear suspension	Amortisseur AR.	Federbein
D7 - D8	Ruota anteriore	Front wheel	Roue avant	Vorderrad
D9 - D10	Ruota posteriore	Rear wheel	Roue arrière	Hinterrad
D11 - D12	Impianto frenante anteriore	Front brake system	Système de frein AV.	Bremsanlage, vord.
D13 - D14	Impianto frenante posteriore	Rear brake system	Système de frein AR.	Bremsanlage, hint.
D15 - D16	Manubrio e comandi	Handlebar and controls	Guidon et commandes	Lenker und Antrieb
E1 - E2	Cruscotto	Instrument panel	Tableau de bord	Instrumentenbrett
E3 - E4	Impianto illuminazione ant. e acustico	Front lighting and acoustics system	Install. eclairage AV. et acoustique système	Vord. beleuchtung und Signalhorn anlage
E5 - E6	Impianto illuminazione posteriore	Rear lighting system	Eclairage système AR.	Beleuchtung anlage, Hint.
E7 - E8	Motorino avviamento «Valeo» - Componenti	«Valeo» starting motor - Parts	Demarreur «Valeo» - Pièces	Anlassmotor «Valeo» - Ersatzteile
E9 - E10	Alternatore	Alternator	Alternateur	Drehstrom
E11 - E12	Dispositivi accensione elettronica	Electronic ignition device	Dispositifs d'allumage electronique	Elektronische Zündvorrichtungen
E13 - E14	Impianto elettrico	Electric system	Installation électrique	Elektrische - Anlage
E15 - E16	Cavalletto laterale (optional)	Side stand (optional)	Béquille latérale (optional)	Seitenständer (optional)

INDICE NUMERICO - NUMERICAL INDEX - INDEX NUMERIQUE - NUMERISCHER INDEX

M1	da	00 01 04 02	a	19 35 53 23
M2	da	19 35 53 24	a	30 44 60 30
M3	da	30 46 05 30	a	90 70 61 70
M4	da	90 70 61 78	a	98 05 43 20
M5	da	98 05 44 16	a	897 393 227